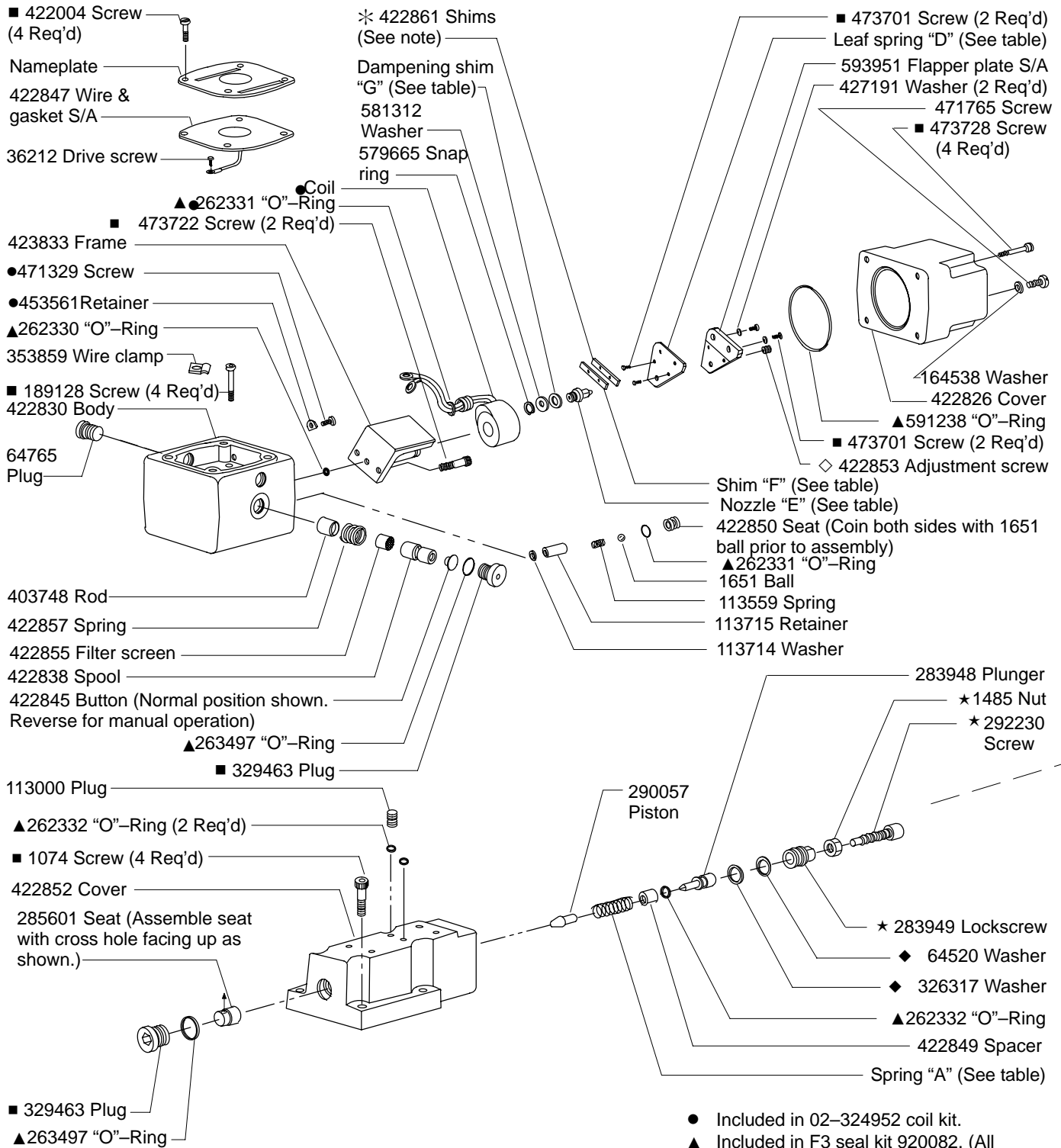




Remote Electrically Modulated Relief Valves

CGE-10-1-22

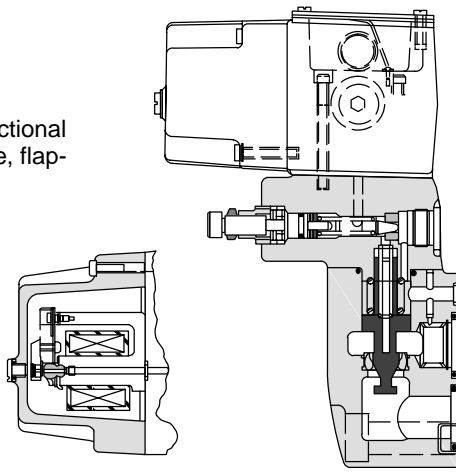
CGE-10-3(V)-22-(S6)



- Included in 02-324952 coil kit.
- ▲ Included in F3 seal kit 920082. (All seals, except interface, are F3. Use the F3 seal kit to service all units.)
- At assembly, adjust screw until dimension between screw and nozzle is .004 – .005 in. or 0.10 – 0.13 mm.
- Included in Screw/Plug/Nozzle Torque tables.
- * Number of shims are factory selected to obtain maximum pressure setting.
- ◇ Not available for sale
- ★ Coat with oil prior to assembly
- ◆ Arrange for correct pressure adjustment range

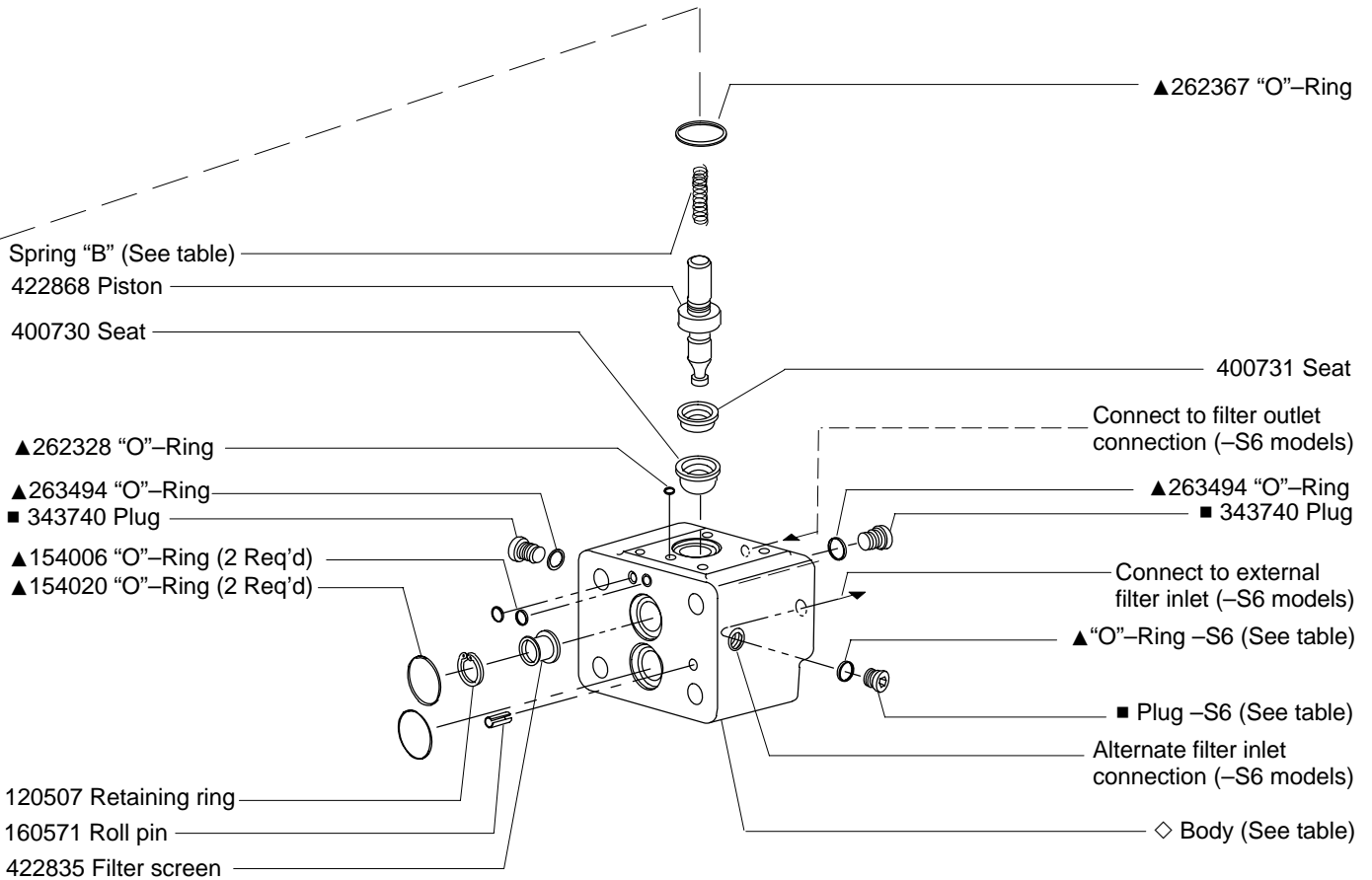
■ Screw	■ Plug	Torque (N.m.)	Torque (lb. in.)	Torque (lb. ft.)
1074		36.0 Max.	318 Max.	26.5
189128		4.7 Max	42 Max	
	329463	40.7 – 47.5	360 – 420	30 – 35
	343740	14.7 – 18.1	130 – 160	
422004		0.7 – 0.9	6 – 8	
473701		1.4 – 1.6	12 – 14	
473722		4.0 – 4.5	35 – 40	
473728		4.0 – 4.5	35 – 40	

45° Cross sectional view of nozzle, flap-per and coil.



■ Nozzle "E"	Torque (lb. in.)	Torque (N.m.)
424189	11-13	1.2-1.5
422842	13-15	1.5-1.7

Model	Pressure range	Spring "A"	Spring "B"	Leaf spring "D"	■ Nozzle "E"	Shim "F"	Damping shim "G"
CGE-10-1-22	75-1000 psi	2280	424202	424188	424189	424190	424724
CGE-10-3-22	150-3000 psi	2281	424731	422835	422842	422839	—
CGE-10-3V-22	300-3000 psi	2281	291821	422835	422842	422839	—



Model	◇ Body	▲ "O"-Ring	▲ Plug	External 3000 PSI 35 micron filter Req'd
CGE-10-**-22	597719			No
CGE-10-**-22-S6	597832	263494	343740	Yes