

Data Sheet

Micro Plate Heat Exchanger Type **H62L-EZU**

For more efficient Heat Pumps

**21% lower hold-up volume enables significant reduction in refrigerant charge.**

The H62L-EZU is an evaporator optimized for R410A for use in high-efficiency heat pumps with capacities of 5-40 kW.

The Z-pattern channel plate technology pushes the performance of heat exchangers to the limits by fully mixing the liquid and gas refrigerant through a “zigzag” flow, which increases the heat transfer coefficient. At the same time, inheriting from dimple plate pattern of the previous generation of MPHE, H62L-EZU reduces the water side pressure drop and the amount of material used. In the reversible mode of the heat pump as a condenser, H62L-EZU also has outstanding performance.

To meet demands for higher seasonal efficiency, the H62L-EZU is designed to work efficiently and increase comfort in modern residential and commercial buildings without increasing the carbon footprint. Helping heat pumps perform more efficiently, it reduces both energy costs and environmental impact. The low hold-up volume reduces the system refrigerant charge and offers valuable savings.

Thanks to the mixing chamber, the innovative refrigerant distribution device, the H62(L)-EZ is applicable with all refrigerant types.

Features

- Improved heat transfer - equals higher efficiency heat pumps
- Reduced water side pressure drop – equals higher efficiency heat pumps
- Minimal hold-up volume - equals less refrigerant charge
- Smaller footprint - enables more compact heat pumps
- High heat transfer and minimal refrigerant charge - equals a reduced CO footprint

Portfolio overview

H62L-EZU: Evaporator optimized for R410A, R32, R452B and R454B
 H62-EZU: Evaporator for low/medium density refrigerants PS: 30bar

Application

The H62(L)-EZU is single circuit evaporators specifically designed for highly efficient heat pump systems. The evaporator is design to operate also in reversable systems in condenser mode, in co or counter current flow configuration.

Thanks to the mixing chamber, the innovative refrigerant distribution device, the H62(L)-EZ is applicable with all refrigerants types.

Table 1: Designation

a	b	c	d	e	f
C	212	L	EZD	F	150
H	62	EZU	50		
a Applications C: chiller D: universal H: heat pump HDW: heat pump double wall	b Platform* 22,30,55,62,118... *heat exchanging surface per plate 1/1000 m ²	c Pressure Service Omit: 30bar L: 45/49bar	d Specific duty E= evaporator C= condenser Plate design Omit L: L-type M: M-type H: H-type W: W-type X: Asymmetric Z: Z flow Configuration Omit: single D: Dual circuit U: Mixing chamber	e Distributor version Omit B F Plate stacking sequence Omit: a-b-a... R: b-a-b...	f Number of plates** **Rule: -Single: even number -Dual: even number not multiple of 4

Media

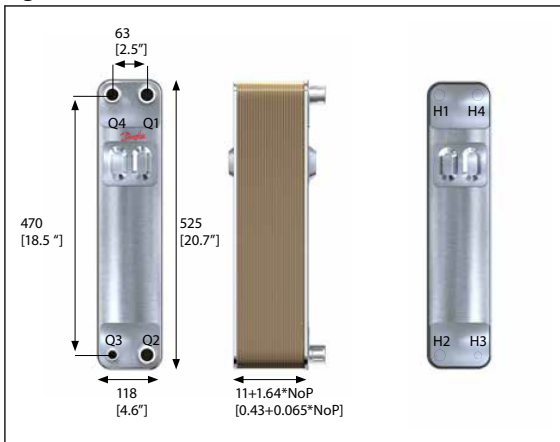
Refrigerants

R410A, R32, R452B, R454B, R454C, R134a, R290
 For other refrigerants please contact your Danfoss Sales representative.

Product specification

Dimensions

Figure 1: Dimensions



Operating conditions

Preconditions:

N = number of plates
 Max number of plates: 120

Pressure and temperature data*:

Min. working temperature: -196 °C (-320 °F)
 Max. working temperature: 200 °C (390 °F)
 Max. working pressure: 45 bar (635psi) refrigerant side** / 30 bar (435psi) water side

*For details, refer to the topic. **Third party approvals**

**A lower pressure version (30bar) also available

Weight

H62L-EZU: $3.2 + 0.145 \times N$ [kg] // $7.05 + 0.32 \times N$ [lb]

H62-EZU: $2.7 + 0.145 \times N$ [kg] // $5.95 + 0.32 \times N$ [lb]

N: Number of Plate

Material specification

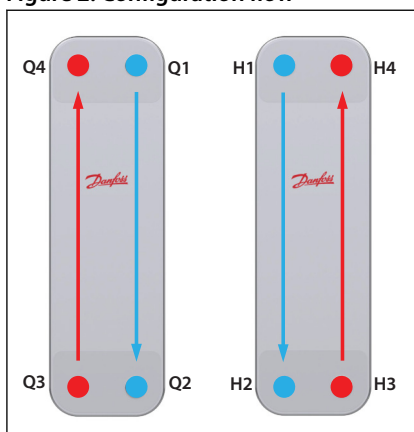
Table 2: Standard materials

Item	Material	Specification
Cover plates	Stainless steel	AISI 304L
Plates	Stainless steel	AISI 316L
Connections	Stainless steel	AISI 304L
Brazing filler	Pure copper	Cu

Other material combinations are available on request. Please contact your Danfoss sales representative for more information.

Configuration flow

Figure 2: Configuration flow



Parallel flow:

Q1 - Q2 [H1 - H2]: brine/secondary side

Q3 - Q4 [H3 - H4]: refrigerant/primary side

Hold up volume

Q1 - Q2 (l): $0.089 \times N/2$

Q3 - Q4 (l): $0.062 \times (N-2)/2$

N: Number of Plate

Ordering

Global or local standard code numbers can be accessed via Store.Danfoss.com on local subsites, with full set of technical data as well as relevant assets such as documentation and drawings. Since the portfolio may contain different types depending on country, this document contains only a summarized list of standard code numbers with a few data relevant for the product selection.

Table 3: Ordering

Model	Connections			Stud bolt	Pack format	Code
	Q1&Q2 [in.]	Q3 (ref,in)[in.]	Q4 (ref,out)[in.]			
H62L-EZU-20	ISO G1 ¼ - 1 ½	¾	¾	YES	Single -1pcs	111B2112
H62L-EZU-26	ISO G1 ¼ - 1 ½	¾	¾	YES	Single -1pcs	111B2113
H62L-EZU-30	ISO G1 ¼ - 1 ½	¾	¾	YES	Single -1pcs	111B2114
H62L-EZU-36	ISO G1 ¼ - 1 ½	¾	¾	YES	Single -1pcs	111B2115
H62L-EZU-40	ISO G1 ¼ - 1 ½	¾	¾	YES	Single -1pcs	111B2116
H62L-EZU-46	ISO G1 ¼ - 1 ½	½	¾	YES	Single -1pcs	111B2117
H62L-EZU-50	ISO G1 ¼ - 1 ½	½	1 ½	YES	Single -1pcs	111B2118
H62L-EZU-60	ISO G1 ¼ - 1 ½	½	1 ½	YES	Single -1pcs	111B2119
H62L-EZU-70	ISO G1 ¼ - 1 ½	½	1 ½	YES	Single -1pcs	111B2120
H62L-EZU-80	ISO G1 ¼ - 1 ½	½	1 ½	YES	Single -1pcs	111B2121
H62L-EZU-90	ISO G1 ¼ - 1 ½	⅝	1 ⅜	YES	Single -1pcs	111B2122
H62L-EZU-100	ISO G1 ¼ - 1 ½	⅝	1 ⅜	YES	Single -1pcs	111B2123
H62L-EZU-110	ISO G1 ¼ - 1 ½	⅝	1 ⅜	YES	Single -1pcs	111B2124
H62L-EZU-120	ISO G1 ¼ - 1 ½	⅝	1 ⅜	YES	Single -1pcs	111B2125

Configuring and calculating products

The H62(L)-EZU can be easily customized based on the application needs; model size can be evaluated using Hexact software.

For details, product configuration and code creation please contact your Danfoss Sales representative.

Mechanical connections

Table 4: Mechanical connections

Circuits	Connection type options	Connection size option [in.]
Q1 - Q2 (water-brine side)	BSP Gas male	½, ¾, 1, 1 ¼, 1 ½
	BSP Gas female	½, ¾, 1
	DIN R male	1, 1 ¼, 1 ½
	NPT	¾, 1, 1 ¼
	Victaulic	1 ½
Q3 (Refrigerant inlet)	Soldering	¾, ½, 5/8
Q4 (Refrigerant outlet)	Soldering	5/8, ¾, 7/8, 1 1/8, 1 3/8

Accessories and spare parts

MPHE products are not serviceable, i.e. cannot be taken apart and repaired, and there are no spare parts program. As for accessories, stud bolts, feet on front and/or back cover plates for mounting support and handling are available upon request.

Table 5: Stud bolts:

Stud bolt position	Bolt sizes
80 mm, middle	M8x20mm M8x25mm M8x30mm

Contact your Danfoss sales representative for further information.

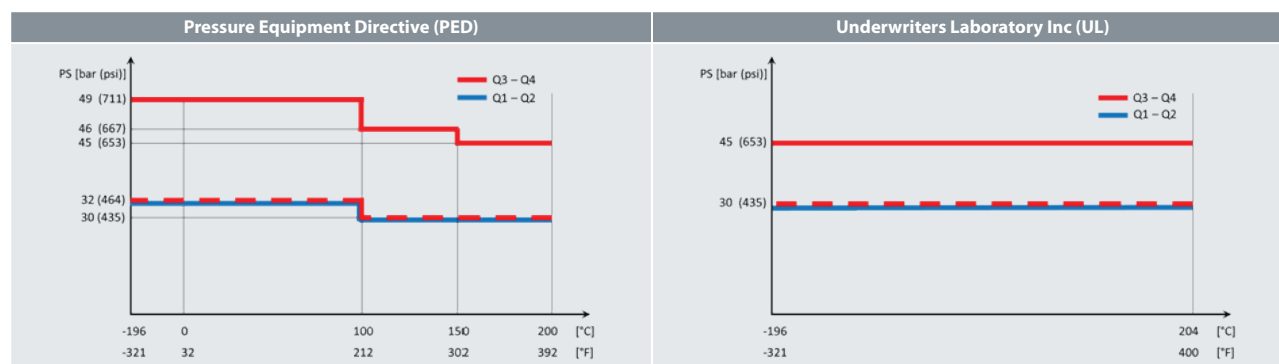
Certificates, declarations, and approvals

The list contains all certificates, declarations, and approvals for this product type. Individual code number may have some or all of these approvals, and certain local approvals may not appear on the list.

Some approvals may change over time. You can check the most current status at danfoss.com or contact your local Danfoss representative if you have any questions.

Third party approvals

All MPHE and BPHE are certified to European Pressure Equipment Directive (PED) and are approved by Underwriters Laboratories (UL).



Online support

Danfoss offers a wide range of support along with our products, including digital product information, software, mobile apps, and expert guidance. See the possibilities below.

The Danfoss Product Store



The Danfoss Product Store is your one-stop shop for everything product related—no matter where you are in the world or what area of the cooling industry you work in. Get quick access to essential information like product specs, code numbers, technical documentation, certifications, accessories, and more.

Start browsing at store.danfoss.com.

Find technical documentation



Find the technical documentation you need to get your project up and running. Get direct access to our official collection of data sheets, certificates and declarations, manuals and guides, 3D models and drawings, case stories, brochures, and much more.

Start searching now at www.danfoss.com/en/service-and-support/documentation.

Danfoss Learning



Danfoss Learning is a free online learning platform. It features courses and materials specifically designed to help engineers, installers, service technicians, and wholesalers better understand the products, applications, industry topics, and trends that will help you do your job better.

Create your Danfoss Learning account for free at www.danfoss.com/en/service-and-support/learning.

Get local information and support



Local Danfoss websites are the main sources for help and information about our company and products. Find product availability, get the latest regional news, or connect with a nearby expert—all in your own language.

Find your local Danfoss website here: www.danfoss.com/en/choose-region.

Coolselector®2 - find the best components for you HVAC/R system



Coolselector®2 makes it easy for engineers, consultants, and designers to find and order the best components for refrigeration and air conditioning systems. Run calculations based on your operating conditions and then choose the best setup for your system design.

Download Coolselector®2 for free at coolselector.danfoss.com.

Hexact for heat exchangers



Hexact for heat exchangers helps you identify the best heat exchanger for your chiller, heat pump, or other application based on operating conditions. Works for innovative MPHE and traditional BPHE brazed heat exchangers.

Download Hexact for free at hexact.danfoss.com

Danfoss can accept no responsibility for possible errors in catalogues, brochures and other printed material. Danfoss reserves the right to alter its products without notice. This also applies to products already on order provided that such alterations can be made without subsequential changes being necessary in specifications already agreed. All trademarks in this material are property of the respective companies. Danfoss and the Danfoss logotype are trademarks of Danfoss A/S. All rights reserved.