


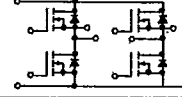
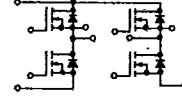

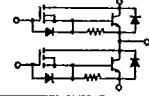

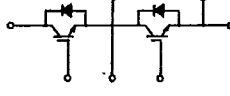
GTR Modules

Bipolar Darlington

CONNECTION			MAXIMUM RATING													
CIRCUIT	SYMBOL		V _{CE0} (SUS) (V)	I _c (A)												
	CKT	TYPE NOTE		10	15	20	25	30	50	75	100	150	200	300	400	
	A	L	450		MG15G1AL3 [#]						MG100G1AL3					
				550										MG200H1AL2 [#]		
	B	L	450					MG30G1BL3 [#]	MG50G1BL3 [#]	MG75G1BL1						
		K	1000 [*]				MG25M1BK1 [#]		MG50M1BK1 [#]							
	F	L	450								MG100G1FL1					
			550									MG150H1FL1	MG200H1FL1 [#]	MG300H1FL1 [#]	MG400H1FL1	
		K	550												MG400H1FK1	
			1000 [*]										MG200M1FK1 [#]	MG300M1FK1 [#]		
	U	L	450											MG300G1UL1	MG400G1UL1	
			550												MG300H1UL1	MG400H1UL1
	U	K	1000 [*]											MG200M1UK1	MG300M1UK1	
			1200 [*]												MG200Q1UK1	MG300Q1UK1
			1400 [*]													MG100S1UK1 (100A)
	C	L	450					MG30G2CL3 [#]	MG50G2CL3 [#]	MG75G2CL1	MG100G2CL1					
			550							MG75H2CL1	MG100H2CL1	MG150H2CL1				
		K	550								MG100H2CK1		MG200H2CK1			
			1000 [*]				MG25M2CK2		MG50M2CK2 [#]	MG75M2CK1 [#]	MG100M2CK1 [#]	MG150M2CK1 [#]				
			1100 [*]		MG15N2CK1 [#]		MG25N2CK1 [#]		MG50N2CK1 [#]							
	Y	L	450					MG30G2YL1	MG50G2YL1	MG75G2YL1	MG100G2YL1	MG150G2YL1				
			550								MG100H2YL1		MG150H2YL1			
		K	1000 [*]				MG25M2YK1		MG50M2YK1	MG75M2YK1	MG100M2YK1	MG150M2YK1				
			1100 [*]		MG15N2YK1		MG25N2YK1		MG50N2YK1							
			1200 [*]						MG50Q2YK1	MG75Q2YK1	MG100Q2YK1	MG150Q2YK1				
			1400 [*]						MG40S2YK1 (40A)			MG80S2YK1 (80A)				
	D	L	450					MG30G2DL1	MG50G2DL1	MG75G2DL1	MG100G2DL1					
			550								MG75H2DL2	MG100H2DL2	MG150H2DL1			
	E	L	450	MG10G6EL2	MG15G6EL1 [#]	MG20G6EL1 [#]		MG30G6EL1 [#]	MG50G6EL1 [#]							
			K	1100 [*]		MG15N6EK1 [#]		MG25N6EK1 [#]								
	G	L	450		MG15G4GL1	MG20G4GL1										
	J	L	450					MG30G1JL1	MG50G1JL1	MG75G1JL1	MG100G1JL1					

NOTE : (L):2-STAGE DARLINGTON, (K):3-STAGE DARLINGTON \$:UNDER DEVELOPMENT *:V_{CEX}(SUS) #:UL RECOGNIZED

MOS FET, MOS GATE DARLINGTON, IGBT

CONNECTION			MAXIMUM RATING													
	SYMBOL		V _{DSS} V _{CEs} (V)	ID/IC (A)												
	CKT	TYPE NOTE		8	10	15	25	30	50	75	100	150	200	300	400	
	A	M	150			2SK378 [@]										
			250		2SK708 [@]	2SK447 [@]										
			450	2SK568 [@]	2SK708 [@]	MG15G1AM1										
	G	M	250		MG10G4GM1	MG15D4GM1										
			450	MG8G4GM1	MG10G4GM1	MG15G4GM1 [#]										
	H	M	150			MG15C4HM1										
			250			MG15D4HM1										
	E	M	250	MG8D6EM1		MG15D6EM1 [#]										
			450	MG8G6EM1	MG10G6EM1	MG15G6EM1										
		500			MG15H6ES1 [§]											
	C	H	450						MG50G2CH1		MG100G2CH1					
	B	S	500			MG25H1BS1			MG50H1BS1		MG100H1BS1		MG200H1BS1 [§]			
			1000			MG15N1BS1	MG25N1BS1			MG50N1BS1						
	Y	M	250					MG30D2YM1	MG50D2YM1 [§]							
			450					MG30G2YM1	MG50G2YM1 [§]							
		S	500				MG25H2YS1			MG50H2YS1	MG75H2YS1 [§]	MG100H2YS1		MG200H2YS1		
			1000				MG15N2YS1	MG25N2YS1			MG50N2YS1	MG75N2YS1 [§]	MG100N2YS1			

Note : MOS FET: (M), IGBT: (S), MOS GATE DARLINGTON: (H), @: NON ISOLATED TYPE, §: UNDER DEVELOPMENT
: UL RECOGNIZED