

# Product Selection Guide

EcoStruxure™ Building  
Integrated building management system







## Unlock building value, unleash productivity

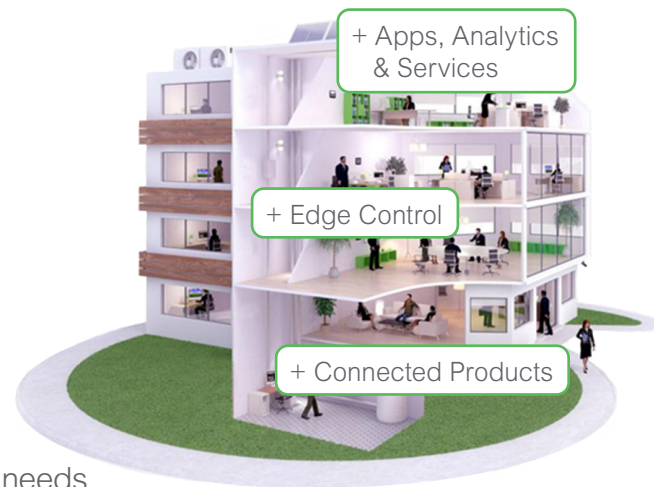
Next generation EcoStruxure™ Building from Schneider Electric is The Open Innovation Platform of Buildings – a collaborative Internet of Things (IoT) solution that features a scalable, secure and global architecture to create future-ready smart buildings.

EcoStruxure Building securely connects hardware, software, and services over an Ethernet IP backbone to:

- Maximize building efficiency
- Optimize comfort and productivity
- Increase building value

EcoXperts™ and other system integrator partners also benefit from many new deployment tools to achieve:

- Up to 30% increase in engineering efficiency
- Up to 20% faster commissioning and installation
- 10x more scalability for large and multisite building needs



## EcoStruxure Connected Room Solutions deliver buildings of the future

Our latest IP-enabled hardware and software helps create engaging environments with personalized comfort and increased operational and energy efficiency. Harness the power of today's smart buildings and the IoT to:

- enable Building Owners to **future-ready** their building's infrastructure for easier expansions and retrofits
- offer a **personalized experience** to tenants and occupants
- enable System Integrators to **increase project capacity** and cost-competitiveness

## EcoStruxure Building delivers Innovation At Every Level





# EcoXpert™ Partner Program

One Program. One Network. Endless Opportunities.

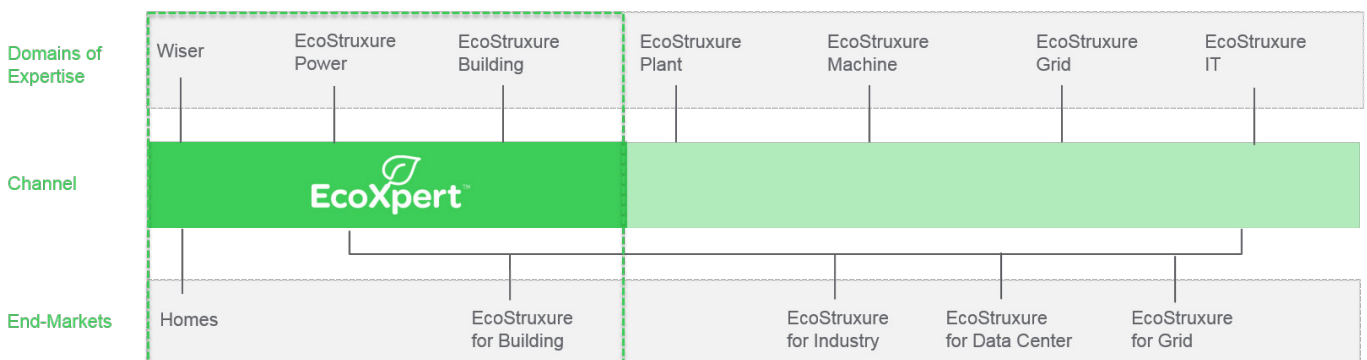
Innovating smarter buildings, more reliable infrastructures, and optimized efficiency.

At Schneider Electric, we constantly look beyond the norm to provide innovative solutions, both in technology and in the way we do business. That's the idea behind the EcoXpert™ Partner Program – an esteemed partnership between Schneider Electric and more than 3,000 of the world's leading technology providers with best-in-class systems integration competencies. Working with partners we trust is as important to us as it is to our customers. Spanning more than 50 countries, EcoXpert companies are certified on our IoT-enabled EcoStruxure™ architecture and platform, enabling them to deliver innovative and sustainable solutions, through integrated technology and digitization, to our shared customers.

Our mission is to connect expertise, ignite growth and enable success for our EcoXpert partner companies, because together we deliver best-in-class services and solutions to our valued customers.

The EcoXpert Program enables our certified partners and valued customers to share in the experience of ensuring that **Life Is On** everywhere, for everyone, and at every moment.

Our EcoXpert partners are the implementation arms of EcoStruxure in Homes and Buildings



Discover more about the EcoXpert Partner Program:  
<https://www.schneider-electric.com/ecoxpert>



# Table of Contents

EcoStruxure™ Building Operation . . . . .	E2
Edge Server . . . . .	E5
Functionality matrix . . . . .	E6
SpaceLogic Server – AS-P . . . . .	E8
Power Supply and Terminal Bases . . . . .	E10
I/O Modules . . . . .	E11
I/O Modules – Inputs and Outputs . . . . .	E15
SpaceLogic Server – AS-B . . . . .	E17
SpaceLogic Server – AS-B – Inputs and Outputs . . . . .	E18
Accessories . . . . .	E18

SpaceLogic Controllers – RP-C Advanced . . . . .	S3
SpaceLogic Controllers - RP-C Pro. . . . .	S5
SpaceLogic Controllers - RP-C Pro Plus . . . . .	S7
SpaceLogic Controllers - RP-V Advanced . . . . .	S9
SpaceLogic RP Controllers - Expansion Modules . . . . .	S10
SpaceLogic Insight-Sensor . . . . .	S14

SpaceLogic Controllers – MP Series . . . . .	S17
SpaceLogic IP Controller MP-V. . . . .	S18
SpaceLogic IP Controllers – IP-IO Series. . . . .	S20

Living Space Sensors. . . . .	S24
-------------------------------	-----

EasyLogic RP-C Controller . . . . .	B2
EasyLogic RP-V Controller . . . . .	B3
EasyLogic MP-C Controller . . . . .	B4
EasyLogic RP-IO . . . . .	B5
EasyLogic Sensors . . . . .	B5

EcoStruxure Building Commission Mobile App . . . . .	R1
EcoStruxure Engage Mobile App . . . . .	R1
Glass Touch Panels and TC900 Series Fan Coil . . . . .	R1

Learn more about other offers . . . . .	A2-A9
---	-------

## Disclaimers

- Not all products in the guide may be available in every country, please check availability with the local Schneider Electric office.
- Some product images are not images of the exact model, but are represented by a "series" image.
- Information within this guide is subject to change without notice.
- Schneider Electric is not responsible for inadvertent typographical errors or omissions.



## Flexible, personalized user workspace

EcoStruxure Building Operation provides an attractive, modern interface that can be organised by individual users to suit their needs. These preferences follow users regardless of where they log on. The information each user can access, such as graphics and alarms, can be managed at the job function, or individual level for added security and accountability.



## EcoStruxure™ Building Operation

**EcoStruxure™ Building Operation software** is the edge control heart of the EcoStruxure Building system to monitor, manage and control building systems. With an open integration platform, it securely facilitates the exchange of data from both Schneider Electric and third-party energy, lighting, HVAC, fire safety, security and workplace management systems to create future-ready smart buildings.

**Enterprise Central** dedicated supervisory server at the top of the EcoStruxure Building system architecture can integrate up to 50 Enterprise Servers, hosting as many as 2,500 Servers (AS-B and Edge Server) to easily scale operations management across the largest buildings, campuses, and multisite real estate portfolios from a single location.

**Enterprise Server**, the Windows® applications version of the Building Operation Server, is the single point of administration through WorkStation, WebStation, and mobile applications. Enterprise Server collects site-wide data and configures, controls and monitors the entire system. It generates aggregated reports, standardizes critical security policies, normalizes alarm presentation and prioritization, and audits activity across the entire organization.

**Edge Server**, the software-only version of the hardware based SpaceLogic - AS-P. For speedy deployment in modern containerization environments, this is used when only the software and IP functions such as Modbus IP, BACnet IP/SC etc are needed.

**Regulated-industries Compliance Pack** provides facility-wide accountability and traceability of environmental and security conditions that can impact the quality and safety in controlled environments. With electronic reports and signatures, Compliance Pack maintains a complete archive of all system events,

consolidated into one reporting structure for effortless search and retrieval. It complies with the FDA's 21 CFR Part 11 and ALCOA principals. (Available with EcoStruxure Building Operation 3.2.)

**SpaceLogic Servers** at the edge control level of the architecture are automation servers for use in any application. SpaceLogic Servers feature dual Ethernet ports that elevate BACnet field bus communication to the IP level to modernize existing building management systems while keeping in place existing field buses and devices.

**WorkStation** interface provides users and engineers with access to SpaceLogic Edge Servers and Enterprise Servers to view and manage graphics, alarms, scheduling, trend logs and reports. WorkStation offers a new array of engineering efficiency tools and features to speed administrative functions, including standard applications, mass change/mass update; custom types and libraries, and more.

**WebStation** user interface provides a truly mobile experience for anytime, anywhere access to commonly used functions of EcoStruxure Building Operation on any platform without the installation of additional software. Developers can engineer once and the workspace automatically adapts the same high-quality user experience for desktop, tablet and mobile devices, saving valuable engineering time and resources.

**Smart Connector** is an open, extensible and configurable application framework that allows developers to create innovative new capabilities, applications and solutions that extend and enhance EcoStruxure™ Building.

**SmartDriver** is a custom driver for connection with other intelligent building devices that use non-native protocols (available with Building Operation v1.8.1 and later versions).

### Enterprise Central

<b>SXWSWECX00002</b>	Enterprise Central - 2	The Enterprise Central is the Windows application that aggregates and archives data from up to 2 EcoStruxure Enterprise Servers
<b>SXWSWECX00005</b>	Enterprise Central - 5	The Enterprise Central is the Windows® application that aggregates and archives data from up to 5 EcoStruxure Enterprise Servers
<b>SXWSWECX00010</b>	Enterprise Central - 10	The Enterprise Central is the Windows® application that aggregates and archives data from up to 10 EcoStruxure Enterprise Servers
<b>SXWSWESEC00003</b>	EC Hosting ES Pack - 3	Allows an existing Enterprise Central to increase the number of hosted Enterprise Servers by 3
<b>SXWSWESEC00005</b>	EC Hosting ES Pack - 5	Allows an existing Enterprise Central to increase the number of hosted Enterprise Servers by 5

### Enterprise Central Upgrades

<b>SXWSWECUP30005</b>	EC Upgrade from 3.X for 5 or less ES	Allows an existing Enterprise Central with 5 or fewer hosted Enterprise Servers to upgrade from 3.x to EBO 2023 (5.x)
<b>SXWSWECUP30010</b>	EC Upgrade from 3.X for 10 or less ES	Allows an existing Enterprise Central with 10 or fewer hosted Enterprise Servers to upgrade from 3.x to EBO 2023 (5.x)

Part Number	Product Name	Description
<b>Enterprise Server</b>		
SXWSWESXX00010	Enterprise Server - 10	The Enterprise Server is the Windows® application that aggregates and archives data from up to 10 Servers
SXWSWESXX00050	Enterprise Server - 50	The Enterprise Server is the Windows® application that aggregates and archives data from up to 50 Servers
SXWSWESXX00100	Enterprise Server - 100	The Enterprise Server is the Windows® application that aggregates and archives data from up to 100 Servers
SXWSWESXX00250	Enterprise Server - 250	The Enterprise Server is the Windows® application that aggregates and archives data from up to 250 Servers
SXWSWASES00001	ES Hosting AS Pack -1	Allows the addition of one more Servers than were supported by the original Enterprise Server purchased
SXWSWNDES00010	ES Hosting AS Pack - 10	Allows the addition of 10 more Servers than were supported by the original Enterprise Server purchased
SXWSWNDES00005	ES Hosted Node Pack - 5	Allow the addition of 5 servers or controllers to any of the interfaces supported by the Enterprise Server
SXWSWNDES00010	ES Hosted Node Pack - 10	Allow the addition of 10 servers or controllers to any of the interfaces supported by the Enterprise Server
SXWSWNDES00025	ES Hosted Node Pack - 25	Allow the addition of 25 servers or controllers to any of the interfaces supported by the Enterprise Server
SXWSWNDES00050	ES Hosted Node Pack - 50	Allow the addition of 50 servers or controllers to any of the interfaces supported by the Enterprise Server
SXWSWNDES00100	ES Hosted Node Pack - 100	Allow the addition of 100 servers or controllers to any of the interfaces supported by the Enterprise Server
SXWSWNDES00300	ES Hosted Node Pack - 300	Allow the addition of 300 servers or controllers to any of the interfaces supported by the Enterprise Server
SXWSWNDES00600	ES Hosted Node Pack - 600	Allow the addition of 600 servers or controllers to any of the interfaces supported by the Enterprise Server

<b>Enterprise Server upgrades</b>		
SXWSWESUP13010	ES Upgrade from 1.X to 3.0 with 10 or less AS	Allows an existing Enterprise Server with 10 or fewer hosted SpaceLogic Servers to upgrade from 1.X to 3.0
SXWSWESUP13050	ES Upgrade from 1.X to 3.0 with 50 or less AS	Allows an existing Enterprise Server with 50 or fewer hosted SpaceLogic Servers to upgrade from 1.X to 3.0
SXWSWESUP13100	ES Upgrade from 1.X to 3.0 with 100 or less AS	Allows an existing Enterprise Server with 100 or fewer hosted SpaceLogic Servers to upgrade from 1.X to 3.0
SXWSWESUP13250	ES Upgrade from 1.X to 3.0 with 250 or less AS	Allows an existing Enterprise Server with 250 or fewer hosted SpaceLogic Servers to upgrade from 1.X to 3.0
SXWSWESUP23010	ES Upgrade from 2.X to 3.0 with 10 or less AS	Allows an existing Enterprise Server with 10 or fewer hosted SpaceLogic Servers to upgrade from 2.X to 3.0
SXWSWESUP23050	ES Upgrade from 2.X to 3.0 with 50 or less AS	Allows an existing Enterprise Server with 50 or fewer hosted SpaceLogic Servers to upgrade from 2.X to 3.0
SXWSWESUP23100	ES Upgrade from 2.X to 3.0 with 100 or less AS	Allows an existing Enterprise Server with 100 or fewer hosted SpaceLogic Servers to upgrade from 2.X to 3.0
SXWSWESUP23250	ES Upgrade from 2.X to 3.0 with 250 or less AS	Allows an existing Enterprise Server with 250 or fewer hosted SpaceLogic Servers to upgrade from 2.X to 3.0
SXWSWESUP30010	ES Upgrade from 3.X to EBO 2023 with 10 or less AS	Allows an existing Enterprise Server with 10 or fewer hosted SpaceLogic Servers to upgrade from 3.X to EBO 2023
SXWSWESUP30050	ES Upgrade from 3.X to EBO 2023 with 50 or less AS	Allows an existing Enterprise Server with 50 or fewer hosted SpaceLogic Servers to upgrade from 3.X to EBO 2023
SXWSWESUP30100	ES Upgrade from 3.X to EBO 2023 with 100 or less AS	Allows an existing Enterprise Server with 100 or fewer hosted SpaceLogic Servers to upgrade from 3.X to EBO 2023
SXWSWESUP30250	ES Upgrade from 3.X to EBO 2023 with 250 or less AS	Allows an existing Enterprise Server with 250 or fewer hosted SpaceLogic Servers to upgrade from 3.X to EBO 2023

\* The Enterprise Server is BACnet B-OWS and B-BC certified; the testing for this certification included the use of EcoStruxure Building Operation WorkStation as the HMI.

When upgrading the Enterprise Server from 1.x to 2.x or to 3.x there are additional two part numbers that are used to encompass a further element of scalability to the cost of the upgrade. There is no need to re-purchase these parts for subsequent upgrades from 2.x or 3.x to later versions.

Part Number	Product Name	Description
SXWSWASUP00001	Building Operation Upgrade AS -1	AS upgrade component is the scaled part of the upgrade from 1.x to 2.x or 3.x Building Operation. Use increments of this for less than 25 AS.
SXWSWASUP00099	Building Operation Upgrade AS -Unlimited	AS upgrade component is the scaled part of the upgrade from 1.x to 2.x or 3.x Building Operation. Use increments of this for more than 24 AS.



## EcoStruxure™ Building Operation (continued)

Part Number	Product Name	Description
Automation Server		
SXWSWXBU0000SA	AS-P – Standalone SW	Support for 10 Connected Products and 6 Central IO modules.
SXWSWXBU0000SD	AS-P – Standard SW	Support for 25 Connected Products, 30 Central IO modules, and Enterprise Server communication.
SXWSWXBU0000EN	AS-P – Enhanced SW	Support for 100 Connected Products, 30 Central IO modules, and Enterprise Server communication.
SXWSWXBU0000FU	AS-P – Full SW	Support for 250 Connected Products, 30 Central IO modules, and Enterprise Server communication
SXWSWX000MBRTU	Modbus – SpaceLogic AS-P Server	Modbus software add-on, for AS-P-S and ASP-NLS bundles.
SXWSWXUP00SASD	AS-P Bundle Upgrade – Standalone to Standard	Upgrades from 10 to 25 Connected Products, from 6 to 30 Central IO modules, and adds Enterprise Server communication.
SXWSWXUP00SASD	AS-P Bundle Upgrade – Standalone to Enhanced	Upgrades from 10 to 100 Connected Products, from 6 to 30 Central IO modules, and adds Enterprise Server communication.
SXWSWXUP00SAFU	AS-P Bundle Upgrade – Standalone to Full	Upgrades from 10 to 250 Connected Products, from 6 to 30 Central IO modules, and adds Enterprise Server communication
SXWSWXUP00SDEN	AS-P Bundle Upgrade – Standard to Enhanced	Upgrades from 25 to 100 Connected Products.
SXWSWXUP00SDFU	AS-P Bundle Upgrade – Standard to Full	Upgrades from 25 to 250 Connected Products.
SXWSWXUP00ENFU	AS-P Bundle Upgrade – Enhanced to Full	Upgrades from 100 to 250 Connected Products.
SXWSWASPUP30SA	AS-P Upgrade Non-Secure Boot – Standalone	Upgrades AS-P-XX from EBO 3.x to EBO 2023 (5.x) AS-P Bundle – Standalone Not compatible with secure boot HW.
SXWSWASPUP30SD	AS-P Upgrade Non-Secure Boot – Standard	Upgrades AS-P-XX from EBO 3.x to EBO 2023 (5.x) AS-P Bundle – Standard Not compatible with secure boot HW
SXWSWASPUP30EN	AS-P Upgrade Non-Secure Boot – Enhanced	Upgrades AS-P-XX from EBO 3.x to EBO 2023 (5.x) AS-P Bundle – Enhanced Not compatible with secure boot HW
SXWSWASPUP30FU	AS-P Upgrade Non-Secure Boot – Full	Upgrades AS-P-XX from EBO 3.x to EBO 2023 (5.x) AS-P Bundle – Full Not compatible with secure boot HW
SXWSWASPUP30BP	AS-P Upgrade Non-Secure Boot – Full – Bulk Pack 125	Bulk pack of 125 licenses for upgrade of AS-P-XX from EBO 3.x to EBO 2023 (5.x) AS-P Bundle – Full
SXWSWASBUP30SD	ASB Upgrade - Standard	Upgrades AS-B-XX from EBO 3.x to EBO 2023 (5.x) AS-B Bundle – Standard
SXWSWASBUP30FU	ASB Upgrade – Full	Upgrades AS-B-XX from EBO 3.x to EBO 2023 (5.x) AS-B Bundle – Full
Clients		
SXWSWCLIENT0001	Building Operation Client - 1	Fully featured environment for operating and administering all aspects of the system – 1 seat
SXWSWCLIENT0005	Building Operation Client - 5	Fully featured environment for operating and administering all aspects of the system – 5 seats
SXWSWCLIENT0010	Building Operation Client - 10	Fully featured environment for operating and administering all aspects of the system – 10 seats
SXWSWCLIENT0025	Building Operation Client - 25	Fully featured environment for operating and administering all aspects of the system – 25 seats
SXWSWCLIENT0999	Building Operation Client - unl	Fully featured environment for operating and administering all aspects of the system – Unlimited seats
Integration		
SXWSWSDRV00001	Smart Driver License	Allow "drivers" to be deployed, loaded and run on the Enterprise Server and the SpaceLogic Controller - AS-P
SXWSWSCDL100001	Smart Connector Deployment License	Allows the Smart Connector application to be deployed to a single server
Engineering Tools		
SXWSWORK00002	WorkStation Professional	A full environment for operating and engineering all aspects of EcoStruxure Building Operation
SXWSWEDIT00001	Editors	An environment that provides the ability to edit graphics, script programs and function block programs.
Add-On Features		
SXWSWSNMP00001	SNMP Alarming	This option provides support for SNMP alarm traps v3.0 notifications on any EcoStruxure Building server.
SXWSWEWSX00001	EWS 1	A common integration method to other Schneider Electric systems and services. Consume
SXWSWEWSX00002	EWS 2	A common integration method to other Schneider Electric systems and services. Consume and serve
SXWSWEWSX00003	EWS 3	A common integration method to other Schneider Electric systems and services. Consume, serve and gather history
SXWSWGWXSX00001	GWS	An integration method to other systems and services
SXWSWDASH00001	Personal Dashboards license	Enables Personal Dashboard feature on one Enterprise Server or Enterprise Central
SXWSWECDBTS001	TimescaleDB connection license	Enables high capacity historical storage in TimescaleDB on one Enterprise Central
SXWSWESDBTS001	TimescaleDB connection license	Enables high capacity historical storage in TimescaleDB on one Enterprise Server

## EcoStruxure™ Building Operation (continued)

<b>SXWSWECDBMS001</b>	Building Operation – MS SQL - EC	Allows an Enterprise Central to connect with MS SQL server for long term data and audit trail storage
<b>SXWSWESDBMS001</b>	Building Operation – MS SQL - ES	Allows an Enterprise Server to connect with MS SQL server for long term data and audit trail storage
<b>SXSWCMPLPK001</b>	Regulated-industry Compliance Pack	Set of features to assist in validation in a regulated environment
<b>SXWSWECPDFSS01</b>	Building Operation PDF Sign EC	Enables PDF documents to be digitally signed at time of generation - EC
<b>SXWSWESPDFSS01</b>	Building Operation PDF Sign ES	Enables PDF documents to be digitally signed at time of generation - ES
<b>SXWSWMQTTSRW01</b>	MQTT - Read/Write - ES	Enterprise Server publishes data to MQTT broker
<b>SXWSWESSDZR001</b>	Building Operation Zoning – ES	Enables zoning in one ES and connected AS
<b>SXWSWSTDBAC002</b>	Semantic DB - Plus CPU Cores - 2	Extends semantic graph database capacity with 2 additional CPU cores
<b>SXWSWSTDBAC006</b>	Semantic DB - Plus CPU Cores - 6	Extends semantic graph database capacity with 6 additional CPU cores
<b>SXWSWSTDBEUAC2</b>	Semantic DB - External Use Plus Cores - 2	Enables programmatic queries from external tools to semantic graph database and extends capacity with 2 additional CPU cores
<b>SXWSWSTDBEUAC6</b>	Semantic DB - External Use Plus Cores - 6	Enables programmatic queries from external tools to semantic graph database and extends capacity with 6 additional CPU cores
<b>SXWSWECASAML001</b>	SAML Authentication - EC	Enables SAML 2.0 authentication on Enterprise Central
<b>SXWSWESSAML001</b>	SAML Authentication - ES	Enables SAML 2.0 authentication on Enterprise Server and connected SpaceLogic Edge Servers
SmartConnector Extensions***		
<b>SXWSWSCEXT0010</b>	Extension - Hilton OnQ	Enables communication between the Hilton OnQ PMS system and EcoStruxure Building Operation.
<b>SXWSWSCEXT0020</b>	Extension - Oracle Opera PMS	Enables communication between Oracle Opera (micros) booking system applications and EcoStruxure Building Operation.
<b>SXWSWSCEXT0030</b>	Extension - Gladstone Room Booking	Enables communication between Gladstone Room Booking Services and EcoStruxure Building Operation
<b>SXWSWSCEXT0040</b>	Extension - IndigoVision Control Centre	Allows events to be sent from EWS sources to the CCTV Application to generate cause and effect events on the cameras
<b>SXWSWSCEXT0050</b>	Extension - GuestCentrix PMS	Enables communication between GuestCentrix booking system applications and EcoStruxure Building Operation
<b>SXWSWSCEXT0060</b>	Extension - Openweather Map	A Weather Service interface that enables current weather and forecasts to be hosted within EcoStruxure
<b>SXWSWSCEXT0070</b>	Extension - Teltonika SMS Alarms	Connects EcoStruxure with a Teltonika SMS modem and polls EcoStruxure for Alarms to send on offline sites.
<b>SXWSWSCEXT0075</b>	Extension - Teltonika SMS SMTP	Alarm relay interface accepting email alarms from EcoStruxure to be sent over either email, SMS or Both.
<b>SXWSWSCEXT0080</b>	Extension - HotSOS Housekeeping	Sends Housekeeping information (DND, MUR, Occupancy information) to EcoStruxure Building Operation
<b>SXWSWSCEXT0090</b>	Extension - Microsoft SQL Server	Enables SQL Queries to be executed against a MS SQL Server and results transferred into EcoStruxure Building Operation
<b>SXWSWSCEXT0100</b>	Extension - SNMP	SNMP listener to receive SNMP information from third party SNMP devices.

(\*) Only supported by Managed Device / BYOD Customized deployment method.

(\*\*) Supported by Managed Device / BYOD Customized and Generic: this requires an unlimited devices deployment license.

(\*\*\*) These extensions for integration to 3rd party systems and data sources are available for ordering from Schneider Electric. In order to deploy these Extensions, a SmartConnector Deployment License is required (SXWSWSCDL100001) in addition to the extension license.

## Edge Server

Part number		
<b>SXWSWEBU0000SA</b>	Edge Server – Standalone SW	Support for 10 Connected Products and Modbus TCP
<b>SXWSWEBU0000SD</b>	Edge Server – Standard SW	Support for 25 Connected Products, Modbus TCP, and Enterprise Server communication
<b>SXWSWEBU0000EN</b>	Edge Server – Enhanced SW	Support for 100 Connected Products, Modbus TCP, and Enterprise Server communication
<b>SXWSWEBU0000FU</b>	Edge Server – Full SW	Support for 300 Connected Products, Modbus TCP, and Enterprise Server communication
<b>SXWSWEUP00SASD</b>	Edge Server License Upgrade – Standalone to Standard	Upgrades from 10 to 25 Connected Products and adds Enterprise Server communication
<b>SXWSWEUP00SAEN</b>	Edge Server License Upgrade – Standalone to Enhanced	Upgrades from 10 to 100 Connected Products and adds Enterprise Server communication
<b>SXWSWEUP00SAFU</b>	Edge Server License Upgrade – Standalone to Full	Upgrades from 10 to 300 Connected Products and adds Enterprise Server communication
<b>SXWSWEUP00SDEN</b>	Edge Server License Upgrade – Standard to Enhanced	Upgrades from 25 to 100 Connected Products
<b>SXWSWEUP00SDFU</b>	Edge Server License Upgrade – Standard to Full	Upgrades from 25 to 300 Connected Products
<b>SXWSWEUP00ENFU</b>	Edge Server License Upgrade – Enhanced to Full	Upgrades from 100 to 300 Connected Products



## Functionality matrix

WorkStation Standard - WorkStation software without graphics editor, script and function block programming editors.

WorkStation Pro - WorkStation software including graphics editor, script and function block programming editors.

WebStation - Direct access to an Automation Server and/or Enterprise Server using a web browser.

	WorkStation Standard <sup>1</sup>	WorkStation Pro <sup>2</sup>	WebStation
<b>Semantics</b>			
Navigate, Search, Filter, View semantic descriptions	Yes	Yes	Yes
Create and edit semantic descriptions	Yes	Yes	
<b>Dashboards</b>			
View dashboards			Yes
Create and edit public dashboards	Yes <sup>3</sup>	Yes <sup>3</sup>	Yes
Create and edit personal dashboards			Yes
View slide shows			Yes
Create and edit slide shows	Yes	Yes	Yes
Develop custom dashboard components		Yes	
<b>Zoning</b>			
Graphical management			Yes <sup>4</sup>
Textual management	Yes <sup>4</sup>	Yes <sup>4</sup>	Yes <sup>4</sup>
<b>Alarms</b>			
View alarms	Yes	Yes	Yes
Manage alarms	Yes	Yes	Yes
Edit alarms	Yes	Yes	Yes <sup>5</sup>
Create alarms	Yes	Yes	Yes
Support for flashing and audible alarms	Yes	Yes	Yes
Create and edit alarm filters	Yes	Yes	Yes
View events	Yes	Yes	Yes
<b>BACnet™</b>			
View priority array	Yes	Yes	Yes
Edit priority array	Yes	Yes	Yes
Create devices (includes device discovery)	Yes	Yes	
Manage BACnet backup and restore	Yes	Yes	
Configure BACnet IP		Yes	Yes
SC Network	Yes	Yes	
<b>Graphics</b>			
View graphics	Yes	Yes	Yes
Create and edit graphics		Yes	
View graphics that use client API			Yes
Create graphics that use client API		Yes	
<b>Trend Logs and Extended Trend Logs</b>			
View trend logs	Yes	Yes	Yes
Edit trend logs	Yes	Yes	Yes
Create trend logs	Yes	Yes	Yes
View multi trend log lists	Yes	Yes	Yes
Create and edit multi trend log lists	Yes	Yes	Yes
Export multi trend log lists	Yes	Yes	Yes <sup>6</sup>
View extended trend logs	Yes	Yes	Yes
Edit extended trend logs	Yes	Yes	Yes
Create extended trend logs	Yes	Yes	
<b>LonWorks</b>			
Create devices (includes device discovery)	Yes	Yes	
Manage devices	Yes	Yes	
View Network Variables (NVs) and Configuration Parameters (CPs)	Yes	Yes	Yes
Edit NVs and CPs	Yes	Yes	Yes
<b>Modbus®</b>			
Create devices	Yes	Yes	
Manage devices	Yes	Yes	

1. WorkStation software without Graphics Editor, Script Editor, and Function Block Editor.
2. WorkStation software including Graphics Editor, Script Editor, and Function Block Editor.
3. Non-visual editing only.
4. Requires add-on license
5. Can edit alarm ranges, text, delay times, shunt variables, assignments, and deadband.
6. Export to XML and XLSX supported.

## Functionality matrix, continued

	WorkStation Standard <sup>7</sup>	WorkStation Pro <sup>8</sup>	WebStation
View values	Yes	Yes	Yes
Edit values	Yes	Yes	Yes
<b>Point Values</b>			
View values	Yes	Yes	Yes
Edit values (for example, change a setpoint)	Yes	Yes	Yes
<b>Programs</b>			
Create and edit customised programs		Yes	
View graphical function block viewer	Yes	Yes	
<b>Notification Reports</b>			
Create and edit reports	Yes	Yes	
<b>Schedules and Calendars</b>			
View schedules and calendars	Yes	Yes	Yes
Edit schedules and calendars	Yes	Yes	Yes <sup>10</sup>
Create schedules and calendars	Yes	Yes	
Create multi schedule views	Yes	Yes	Yes
Edit and manage schedules in multi schedule view			Yes
<b>Users and User Groups</b>			
Create and edit users	Yes	Yes	Yes <sup>11</sup>
Create and edit user group membership	Yes	Yes	Yes <sup>11</sup>
Create and edit user groups	Yes	Yes	
Create and edit permissions	Yes	Yes	
<b>User Experience</b>			
View customized workspaces	Yes	Yes	Yes
View customized navigation panes	Yes	Yes	Yes
Log on as Windows Active Directory user	Yes	Yes	Yes
Log on using SAML 2.0 authentication			Yes
Automatic guest account log on	Yes	Yes	Yes
Password management	Yes	Yes	Yes
View saved searches	Yes	Yes	Yes
Create saved searches	Yes	Yes	
Edit saved searches	Yes	Yes	Yes
Simple and advanced searches	Yes	Yes	Yes
Kiosk mode			Yes
Bookmark views (web page URLs)			Yes
Bookmark favorite pages			Yes
Support for localization	Yes	Yes	Yes
Support for translation	Yes	Yes	Yes
Ability to change language on the client side	Yes	Yes	Yes
Use personal layout and filter favorites	Yes	Yes	Yes
Create and edit personal layout and filter favorites	Yes	Yes	Yes
Support for Dark Mode			Yes
Support custom accent color			Yes
<b>Other</b>			
Configure and edit I/O points, field buses, and communication ports	Yes	Yes	
Create and edit logical structure	Yes	Yes	
Create and edit views, panels, workspaces, and navigation panes	Yes	Yes	
View and configure Watch pane	Yes	Yes	Yes
Administer backup and restore of database	Yes	Yes	Yes <sup>13</sup>
Manage archiving	Yes	Yes	

7. WorkStation software without Graphics Editor, Script Editor, and Function Block Editor.
8. WorkStation software including Graphics Editor, Script Editor, and Function Block Editor.
9. Can edit some parameters per report, can save changes or make a copy of the report with changes.
10. Can edit only existing schedules and calendars.
11. Cannot assign permissions.
12. Excluding Graphics Editor, Script Editor, and Function Block Editor.
13. Restore using local backup only. Upload of backup files is not supported.



## SpaceLogic Server – AS-P

The SpaceLogic Server – AS-P is an EcoStruxure server device at the Edge Level of the architecture. With superior performance, the AS-P simplifies system integration and modernization, and is the preferred choice for large, complex enterprise applications.



The AS-P and AS-B feature dual Ethernet ports to elevate BACnet field bus communication to the IP level. Modernize the BMS while keeping in place legacy field buses and devices to future-ready current systems and move buildings into the 21st century!

	AS-P	AS-P-NL	AS-P-SMK
<b>Part Number</b>	<b>SXWASPXXX10001</b>	<b>SXWASPXXX10002</b>	<b>SWXASPXXX1S001</b>
<b>Communications</b>			
<b>Communication Interface</b>	LonWorks FTT-10, BACnet/IP, BACnet /SC (node, hub and router), BACnet MS/TP, Modbus TCP (Client+Server), Modbus serial (Master+Slave), EWS, Generic WebService consume	BACnet/IP, BACnet /SC (node, hub and router), BACnet MS/TP, Modbus TCP (Client+Server), Modbus serial (Master+Slave), EWS, Generic WebService consume	LonWorks FTT-10, BACnet/IP, BBACnet /SC (node, hub and router), BACnet MS/TP, Modbus TCP (Client+Server), Modbus serial (Master+Slave), EWS, Generic WebService consume
<b>Software</b>			
<b>Programability</b>	Function Block/Script Programmable	Function Block/Script Programmable	Function Block/Script Programmable
<b>Physical</b>			
<b>Dimensions</b>	90 W x 114 H x 64 D mm (3.60 W x 4.50 H x 2.50 D in.)	90 W x 114 H x 64 D mm (3.60 W x 4.50 H x 2.50 D in.)	90 W x 114 H x 64 D mm (3.60 W x 4.50 H x 2.50 D in.)
<b>Weight (including baseplate)</b>	0.245 kg (0.54 lb)	0.245 kg (0.54 lb)	0.245 kg (0.54 lb)
<b>Power</b>			
<b>Power</b>	24 VDC	24 VDC	24 VDC
<b>Consumption</b>	10 W	10 W	10 W
<b>Environmental</b>			
<b>Operating Range</b>	0°C to 50°C (32°F to 122°F) 0-95% RH (non-condensing)	0°C to 50°C (32°F to 122°F) 0-95% RH (non-condensing)	0°C to 50°C (32°F to 122°F) 0-95% RH (non-condensing)
<b>CPU Internals</b>			
<b>CPU</b>	SPEAr320S, ARM926 core	SPEAr320S, ARM926 core	SPEAr320S, ARM926 core
<b>Memory</b>	4 GB	4 GB	4 GB
<b>Battery</b>	No	No	No
<b>Real time clock</b>	Yes -10 days backup/Super Capacitor	Yes -10 days backup/Super Capacitor	Yes -10 days backup/Super Capacitor
<b>External Features</b>			
<b>Enclosure rating</b>	Eco Friendly ABS/PC, UL94 5VB, IP 20 (<12.5 mm protection)	Eco Friendly ABS/PC, UL94 5VB, IP 20 (<12.5 mm protection)	Eco Friendly ABS/PC, UL94 5VB, IP 20 (<12.5 mm protection)
<b>HOA Switches (DO/AO)</b>	N/A	N/A	N/A
<b>Manual Override of Outputs</b>	N/A	N/A	N/A
<b>Digital Status LEDs</b>	Yes	Yes	Yes
<b>Service Port</b>	Yes	Yes	Yes
<b>Terminals</b>			
<b>I/O Expansion</b>	Yes - Up to 29 modules/464 max I/O	Yes - Up to 29 modules/464 max I/O	Yes - Up to 29 modules/464 max I/O
<b>External Enclosure/Mounting</b>			
<b>Mounting</b>	DIN-rail or wall mount	DIN-rail or wall mount	DIN-rail or wall mount
<b>Certifications</b>			
<b>BTL</b>	Yes	Yes	Yes
<b>FCC</b>	47 CFR § 15, Class B (Emission)	47 CFR § 15, Class B (Emission)	47 CFR § 15, Class B (Emission)
<b>Industry Canda (IC)</b>	ICES-003 (Emission)	ICES-003 (Emission)	ICES-003 (Emission)
<b>UL</b>	UL-916 (Energy Management Equipment)	UL-916 (Energy Management Equipment)	UL-916 (Energy Management Equipment)
<b>C-UL US</b>	Yes	Yes	Yes
<b>CE - EU</b>	Yes	Yes	Yes
<b>WEEE - Directive of the European Union</b>	Yes	Yes	Yes
<b>RoHS Directive</b>	Yes	Yes	Yes
<b>RCM</b>	Yes	Yes	Yes
<b>US Patent</b>	8 207 842, 8 271 102, 7 994 438	8 207 842, 8 271 102, 7 994 438	8 207 842, 8 271 102, 7 994 438
<b>UL-864</b>	No	No	Yes

\*Notes: EcoStruxure solution installations or BMS transitions requiring UL-864 certifications must use the SpaceLogic Controller AS-P-SMK (listed above).

Refer to BACnet International's site, BTL Listing of Tested Product page for up-to-date details on BTL certifications for product version..

## SpaceLogic Server – AS-P (continued)



	AS-P-S Secure Boot	AS-P-NLS Secure Boot
<b>Part Number</b>	SXWASPSBX10001	SXWASPSBX10002
<b>Communications</b>		
<b>Communication Interface</b>	LonWorks FTT-10, BACnet/IP, BACnet /SC (node, hub and router), BACnet MS/TP, Modbus TCP (Client+Server)*, Modbus serial (Master+Slave)*, EWS, Generic WebService consume * separate Modbus license required	BACnet/IP, BACnet /SC (node, hub and router), BACnet MS/TP, Modbus TCP (Client+Server)*, Modbus serial (Master+Slave)*, EWS, Generic WebService consume * separate Modbus license required
<b>Software</b>		
<b>Programability</b>	Function Block/Script Programmable	Function Block/Script Programmable
<b>Physical</b>		
<b>Dimensions</b>	90 W x 114 H x 64 D mm (3.60 W x 4.50 H x 2.50 D in.)	90 W x 114 H x 64 D mm (3.60 W x 4.50 H x 2.50 D in.)
<b>Weight (including baseplate)</b>	0.245 kg (0.54 lb)	0.245 kg (0.54 lb)
<b>Power</b>		
<b>Power</b>	24 VDC	24 VDC
<b>Consumption</b>	10 W	10 W
<b>Environmental</b>		
<b>Operating Range</b>	0°C to 50°C (32°F to 122°F) 0-95% RH (non-condensing)	0°C to 50°C (32°F to 122°F) 0-95% RH (non-condensing)
<b>CPU Internals</b>		
<b>CPU</b>	SPEAr320S, ARM926 core	SPEAr320S, ARM926 core
<b>Memory</b>	4 GB	4 GB
<b>Battery</b>	No	No
<b>Real time clock</b>	Yes -10 days backup/Super Capacitor	Yes -10 days backup/Super Capacitor
<b>External Features</b>		
<b>Enclosure rating</b>	Eco Friendly ABS/PC, UL94 5VB, IP 20 (<12.5 mm protection)	Eco Friendly ABS/PC, UL94 5VB, IP 20 (<12.5 mm protection)
<b>HOA Switches (DO/AO)</b>	N/A	N/A
<b>Manual Override of Outputs</b>	N/A	N/A
<b>Digital Status LEDs</b>	Yes	Yes
<b>Service Port</b>	Yes	Yes
<b>Terminals</b>		
<b>I/O Expansion</b>	Yes - Up to 29 modules/464 max I/O	Yes - Up to 29 modules/464 max I/O
<b>External Enclosure/Mounting</b>		
<b>Mounting</b>	DIN-rail or wall mount	DIN-rail or wall mount
<b>Certifications</b>		
<b>BTL</b>	Yes	Yes
<b>FCC</b>	47 CFR § 15, Class B (Emission)	47 CFR § 15, Class B (Emission)
<b>Industry Canda (IC)</b>	ICES-003 (Emission)	ICES-003 (Emission)
<b>UL</b>	UL-916 (Energy Management Equipment)	UL-916 (Energy Management Equipment)
<b>C-UL US</b>	Yes	Yes
<b>CE - EU</b>	Yes	Yes
<b>WEEE - Directive of the European Union</b>	Yes	Yes
<b>RoHS Directive</b>	Yes	Yes
<b>RCM</b>	Yes	Yes
<b>US Patent</b>	8 207 842, 8 271 102, 7 994 438	8 207 842, 8 271 102, 7 994 438
<b>UL-864</b>	Yes	Yes

\*Notes: EcoStruxure solution installations or BMS transitions requiring UL-864 certifications must use the SpaceLogic Controller AS-P-SMK (listed above).

AS-P and AS-B conform to the BACnet® Building Controller (B-BC) profile at protocol revision 12 by the BACnet Testing Laboratories (BTL®). StruxureWare™ Building Operation v1.9 is the certified firmware revision.



## Power Supply and Terminal Bases

The PS-24V is a power supply module that accommodates 24 VAC or 24 VDC input power. Each power supply module delivers reliable and consistent output power of 24 VDC to the backplane. It can deliver power to the AS-P and a number of I/O modules calculated from the Power Budget Table (located below). If more I/O modules are needed, another power supply can be added to the bus. The power supplies are isolated from each other while also providing communication pass-through.



PS-24V  
Automation Server Power Supply

Part Number	Product Name	Description
SXWPS24VX10001	PS-24V	Power Supply 24 VAC or 21-30 VDC
SXWTBPSW110001	TB-PS-W1	Terminal Base Power Supply (Terminal Base required for each power supply)
SXWTBASW110002	TB-ASP-W1	Terminal Base AS-P (Terminal base required for each AS-P)
SXWTBIOW110001	TB-IO-W1	Terminal Base I/O (Terminal Base required for each I/O module)



I/O Module  
Terminal Base and Module Detail

**NOTE:** An appropriate terminal base is required for each module, including the AS-P, Power Supply and I/O Modules. See the above table for the correct part numbers.

## Power Supply Selection Table

Power Requirements	
SpaceLogic Edge Server – AS-P	24 VDC / 10 W
SpaceLogic Edge Server – AS-B	24 VDC / 10 W    24 VAC / 15 VA
<b>Power Requirements - Input only I/O</b>	<b>24 VDC Power</b>
DI-16	1.6 W
RTD-DI-16	1.6 W
UI-16	1.8 W
<b>Power Requirements - Output only I/O</b>	<b>24 VDC Power</b>
DO-FA-12	1.8 W
DO-FA-12-H	1.8 W
DO-FC-8	2.2 W
DO-FC-8-H	2.2 W
AO-8	4.9 W
AO-8-H	4.9 W
AO-V-8	0.7 W
AO-V-8-H	0.7 W
<b>Power Requirements - Mixed I/O</b>	<b>24 VDC Power</b>
UI-8/DO-FC-4	1.9 W
UI-8/DO-FC-4-H	1.9 W
UI-8/AO-4	3.2 W
UI-8/AO-4-H	3.2 W
UI-8/AO-V-4	1.0 W
UI-8/AO-V-4-H	1.0 W

Please refer to the appropriate Data Sheets for more information.

## Automation Server Family of Modules

### I/O Modules

The Automation Server includes support for a broad spectrum of I/O modules. The variety of modules available ensures the right combination of points for any project, which keeps costs down for our customers. Some modules are available with Hand/Off/Auto (HOA) switches to provide override control of the outputs.



UI-16  
16 Channel Universal Input



DI-16  
16 Channel Digital Input



AO-8, AO-8-H  
8 Channel Analog Output

	UI-16	DI-16	AO-8, AO-8-H
<b>Part Number</b>	<b>SXWUI16XX10001</b>	<b>SXWDI16XX10001</b>	<b>SXWAO8XXX10001, SXWAO8HXX10001</b>
<b>Physical</b>			
<b>Dimensions</b>	90 W x 114 H x 64 D mm (3.60 W x 4.50 H x 2.50 D in.)	90 W x 114 H x 64 D mm (3.60 W x 4.50 H x 2.50 D in.)	90 W x 114 H x 64 D mm (3.60 W x 4.50 H x 2.50 D in.)
<b>Weight (including baseplate)</b>	0.269 kg (0.59 lb.)	0.255 kg (0.56 lb.)	0.279 kg (0.62 lb.)
<b>Power</b>			
<b>Power</b>	24 VDC	24 VDC	24 VDC
<b>Consumption</b>	1.8 W	1.6 W	0.7 W
<b>Environmental</b>			
<b>Operating Range</b>	0 °C to 50 °C (32 °F to 122 °F) 0-95% RH (non-condensing)	0 °C to 50 °C (32 °F to 122 °F) 0-95% RH (non-condensing)	0 °C to 50 °C (32 °F to 122 °F) 0-95% RH (non-condensing)
<b>External Features</b>			
<b>Enclosure rating</b>	Eco Friendly ABS/PC, UL94 5VB, IP 20 (<12.5 mm protection)	Eco Friendly ABS/PC, UL94 5VB, IP 20 (<12.5 mm protection)	Eco Friendly ABS/PC, UL94 5VB, IP 20 (<12.5 mm protection)
<b>HOA Switches (DO/AO)</b>	No	No	Available on -H model
<b>Digital Status LEDs</b>	Yes	Yes	No
<b>Service Port</b>	No	No	No
<b>Terminals</b>			
<b>I/O Terminals</b>	Terminal base	Terminal base	Terminal base
<b>External Enclosure/Mounting</b>			
<b>Mounting</b>	DIN-rail or wall mount	DIN-rail or wall mount	DIN-rail or wall mount
<b>Certifications</b>			
<b>FCC</b>	47 CFR § 15, Class B (Emission)	47 CFR § 15, Class B (Emission)	47 CFR § 15, Class B (Emission)
<b>Industry Canada (IC)</b>	ICES-003 (Emission)	ICES-003 (Emission)	ICES-003 (Emission)
<b>UL</b>	UL-916 (Energy Management Equipment)	UL-916 (Energy Management Equipment)	UL-916 (Energy Management Equipment)
<b>C-UL US</b>	No	No	No
<b>CE - EU</b>	Yes	Yes	Yes
<b>WEEE - Directive of the European Union</b>	Yes	Yes	Yes
<b>RoHS Directive</b>	Yes	Yes	Yes
<b>RCM</b>	Yes	Yes	Yes
<b>US Patent</b>	7 994 438	7 994 438	7 994 438

## I/O Modules, continued



AO-V-8, AO-V-8-H  
8 Channel Analog Output  
Voltage Points



DO-FA-12, DO-FA-12-H  
12 Channel Digital Output,  
Form-A



DO-FC-8, DO-FC-8-H  
8 Channel Digital Output,  
Form-C

	AO-8-V, AO-8-V-H	DO-FA-12, DO-FA-12-H	DO-FC-8, DO-FC-8-H
<b>Part Number</b>	<b>SXWAOV8XX10001, SXWAOV8HX10001</b>	<b>SXWDOA12X10001, SXWDOA12H10001</b>	<b>SXWDOC8XX10001, SXWDOC8HX10001</b>
<b>Physical</b>			
<b>Dimensions</b>	90 W x 114 H x 64 D mm (3.60 W x 4.50 H x 2.50 D in.)	90 W x 114 H x 64 D mm (3.60 W x 4.50 H x 2.50 D in.)	90 W x 114 H x 64 D mm (3.60 W x 4.50 H x 2.50 D in.)
<b>Weight (including baseplate)</b>	0.279 kg (0.62 lb.)	0.317 kg (0.70 lb.)	0.332 kg (0.73 lb.)
<b>Power</b>			
<b>Power</b>	24 VDC	24 VDC	24 VDC
<b>Consumption</b>	0.7 W	1.8 W	2.2 W
<b>Environmental</b>			
<b>Operating Range</b>	0 °C to 50 °C (32 °F to 122 °F) 0-95% RH (non-condensing)	0 °C to 50 °C (32 °F to 122 °F) 0-95% RH (non-condensing)	0 °C to 50 °C (32 °F to 122 °F) 0-95% RH (non-condensing)
<b>External Features</b>			
<b>Enclosure rating</b>	Eco Friendly ABS/PC, UL94 5VB, IP 20 (<12.5 mm protection)	Eco Friendly ABS/PC, UL94 5VB, IP 20 (<12.5 mm protection)	Eco Friendly ABS/PC, UL94 5VB, IP 20 (<12.5 mm protection)
<b>HOA Switches (DO/AO)</b>	Available on -H model	Available on -H model	Available on -H model
<b>Digital Status LEDs</b>	No	Yes	Yes
<b>Service Port</b>	No	No	No
<b>Terminals</b>			
<b>I/O Terminals</b>	Terminal base	Terminal base	Terminal base
<b>External Enclosure/Mounting</b>			
<b>Mounting</b>	DIN-rail or wall mount	DIN-rail or wall mount	DIN-rail or wall mount
<b>Certifications</b>			
<b>FCC</b>	47 CFR § 15, Class B (Emission)	47 CFR § 15, Class B (Emission)	47 CFR § 15, Class B (Emission)
<b>Industry Canada (IC)</b>	ICES-003 (Emission)	ICES-003 (Emission)	ICES-003 (Emission)
<b>UL</b>	UL-916 (Energy Management Equipment)	UL-916 (Energy Management Equipment)	UL-916 (Energy Management Equipment)
<b>C-UL US</b>	No	No	Yes
<b>CE - EU</b>	Yes	Yes	Yes
<b>WEEE - Directive of the European Union</b>	Yes	Yes	Yes
<b>RoHS Directive</b>	Yes	Yes	Yes
<b>RCM</b>	Yes	Yes	Yes
<b>US Patent</b>	2002/96/EC	2002/96/EC	2002/96/EC



## I/O Modules, continued



UI-8/AO-4, UI-8/AO-4-H  
8 Channel Universal Inputs  
with 4 Analog Outputs



UI-8/AO-V-4, UI-8/AO-V-4-H  
8 Channel Universal Inputs  
with 4 Channel Voltage  
Outputs  
(UI-8/AO-V-4-H shown)



UI-8/DO-FC-4, UI-8/DO-FC-4-H  
8 Channel Universal Inputs with 4  
Channel Digital Outputs, Form-C

	UI-8/AO-4, UI-8/AO-4-H	UI-8/AO-V-4, UI-8/AO-V-4-H	UI-8/DO-FC-4, UI-8/DO-FC-4-H
<b>Part Number</b>	<b>SXWUI8A4X10001, SXWUI8A4H10001</b>	<b>SXWUI8V4X10001, SXWUI8V4H10001</b>	<b>SXWUI8D4X10001, SXWUI8D4H10001</b>
<b>Physical</b>			
<b>Dimensions</b>	90 W x 114 H x 64 D mm (3.60 W x 4.50 H x 2.50 D in.)	90 W x 114 H x 64 D mm (3.60 W x 4.50 H x 2.50 D in.)	90 W x 114 H x 64 D mm (3.60 W x 4.50 H x 2.50 D in.)
<b>Weight (including baseplate)</b>	0.276 kg (0.61 lb.)	0.276 kg (0.61 lb.)	0.304 kg (0.67 lb.)
<b>Power</b>			
<b>Power</b>	24 VDC	24 VDC	24 VDC
<b>Consumption</b>	3.2 W	1.0 W	1.9 W
<b>Environmental</b>			
<b>Operating Range</b>	0 °C to 50 °C (32 °F to 122 °F) 0-95% RH (non-condensing)	0 °C to 50 °C (32 °F to 122 °F) 0-95% RH (non-condensing)	0 °C to 50 °C (32 °F to 122 °F) 0-95% RH (non-condensing)
<b>External Features</b>			
<b>Enclosure rating</b>	Eco Friendly ABS/PC, UL94 5VB, IP 20 (<12.5 mm protection)	Eco Friendly ABS/PC, UL94 5VB, IP 20 (<12.5 mm protection)	Eco Friendly ABS/PC, UL94 5VB, IP 20 (<12.5 mm protection)
<b>HOA Switches (DO/AO)</b>	Available on -H model	Available on -H model	Available on -H model
<b>Digital Status LEDs</b>	Yes	Yes	Yes
<b>Service Port</b>	No	No	No
<b>Terminals</b>			
<b>I/O Terminals</b>	Terminal base	Terminal base	Terminal base
<b>External Enclosure/Mounting</b>			
<b>Mounting</b>	DIN-rail or wall mount	DIN-rail or wall mount	DIN-rail or wall mount
<b>Certifications</b>			
<b>FCC</b>	47 CFR § 15, Class B (Emission)	47 CFR § 15, Class B (Emission)	47 CFR § 15, Class B (Emission)
<b>Industry Canada (IC)</b>	ICES-003 (Emission)	ICES-003 (Emission)	ICES-003 (Emission)
<b>UL</b>	UL-916 (Energy Management Equipment)	UL-916 (Energy Management Equipment)	UL-916 (Energy Management Equipment)
<b>C-UL US</b>	Yes	Yes	Yes
<b>CE - EU</b>	Yes	Yes	Yes
<b>WEEE - Directive of the European Union</b>	Yes	Yes	Yes
<b>RoHS Directive</b>	Yes	Yes	Yes
<b>RCM</b>	Yes	Yes	Yes
<b>US Patent</b>	7 994 438	7 994 438	7 994 438

## I/O Modules, continued



RTD-DI-16  
16 Channel Inputs (RTD and Digital) Combination Module

RTD-DI-16	
<b>Part Number</b>	<b>SXWRTD16X10001</b>
<b>Physical</b>	
<b>Dimensions</b>	90 W x 114 H x 64 D mm (3.60 W x 4.50 H x 2.50 D in.)
<b>Weight (including baseplate)</b>	0.269 kg (0.59 lb.)
<b>Power</b>	
<b>Power</b>	24 VDC
<b>Consumption</b>	1.6 W
<b>Environmental</b>	
<b>Operating Range</b>	0 °C to 50 °C (32 °F to 122 °F) 0-95% RH (non-condensing)
<b>External Features</b>	
<b>Enclosure rating</b>	Eco Friendly ABS/PC, UL94 5VB, IP 20 (<12.5 mm protection)
<b>HOA Switches (DO/AO)</b>	No
<b>Digital Status LEDs</b>	Yes
<b>Service Port</b>	No
<b>Terminals</b>	
<b>I/O Terminals</b>	Terminal base
<b>External Enclosure/Mounting</b>	
<b>Mounting</b>	DIN-rail or wall mount
<b>Certifications</b>	
<b>FCC</b>	47 CFR § 15, Class B (Emission)
<b>Industry Canada (IC)</b>	ICES-003 (Emission)
<b>UL</b>	UL-916 (Energy Management Equipment)
<b>C-UL US</b>	Yes
<b>CE - EU</b>	Yes
<b>WEEE - Directive of the European Union</b>	Yes
<b>RoHS Directive</b>	Yes
<b>RCM</b>	Yes
<b>US Patent</b>	7 994 438

# Automation Server Family of Modules

## I/O Modules – Inputs and Outputs

	UI-16	DI-16	AO-8, AO-8-H	AO-8-V, AO-8-V-H	DO-FA-12, DO-FA-12-H	DO-FC-8, DO-FC-8-H
<b>Part Number</b>	SXWUI16XX10001	SXWDI16XX10001	SXWAO8XXX10001, SXWAO8HXX10001	SXWAOV8XX10001, SXWAOV8HX10001	SXWDOA12X10001, SXWDOA12H10001	SXWDOC8XX10001, SXWDOC8HX10001
<b>Universal Inputs</b>	16					
Digital Contact	•					
Digital Counter - Low Speed						
Digital Counter - Medium Speed	•					
Digital Counter - High Speed						
Digital Supervised	•					
Analog Voltage - 0-1 V	•					
Analog Voltage - 0-5 V	•					
Analog Voltage - 0-10 V	•					
Analog Voltage - 2-10 V	•					
Analog Current - 0-20 mA	•					
Analog Current - 4-20 mA	•					
Analog Resistance	•					
Analog Thermistor - 10 k	•					
Analog Thermistor - 1.8 k	•					
Analog Thermistor - 1 k	•					
Analog Thermistor - 20 k	•					
Analog Thermistor - 2.2 k	•					
Analog RTD - Pt100						
Analog RTD - Pt1000						
Analog RTD - Ni1000						
Analog RTD - LG Ni1000						
<b>Digital Inputs</b>	16					
Digital Contact		•				
Counter - Low Speed						
Counter - Medium Speed		•				
Counter - High Speed						
<b>Digital Outputs</b>					12	8
Form A, SPST					•	
Form C, SPDT						•
Triac						
<b>Analog Outputs</b>			8	8		
Voltage - 0-10 V			•	•		
Current - 0-20 mA			•			



I/O Modules – Inputs and Outputs, continued

	UI-8/AO-4, UI-8/AO-4-H	UI-8/AO-V-4, UI-8/AO-V-4-H	UI-8/DO-FC-4, UI-8/DO-FC-4-H	RTD-DI-16
Part Number	SXWUI8A4X10001, SXWUI8A4H10001	SXWUI8V4X10001, SXWUI8V4H10001	SXWUI8D4X10001, SXWUI8D4H10001	SXWRTD16X10001
Universal Inputs	8	8	8	16*
Digital Contact	•	•	•	•
Digital Counter - Low Speed				
Digital Counter - Medium Speed	•	•	•	•
Digital Counter - High Speed				
Digital Supervised	•	•	•	
Analog Voltage - 0-1 V	•	•	•	
Analog Voltage - 0-5 V	•	•	•	
Analog Voltage - 0-10 V	•	•	•	
Analog Voltage - 2-10 V	•	•	•	
Analog Current - 0-20 mA	•	•	•	
Analog Current - 4-20 mA	•	•	•	
Analog Resistance	•	•	•	•
Analog Thermistor - 10 k	•	•	•	
Analog Thermistor - 1.8 k	•	•	•	
Analog Thermistor - 1 k	•	•	•	
Analog Thermistor - 20 k	•	•	•	
Analog Thermistor - 2.2 k	•	•	•	
Analog RTD - Pt100				•
Analog RTD - Pt1000				•
Analog RTD - Ni1000				•
Analog RTD - LG Ni1000				•
Digital Inputs				
Digital Contact				
Counter - Low Speed				
Counter - Medium Speed				
Counter - High Speed				
Digital Outputs			4	
Form A, SPST				
Form C, SPDT			•	
Triac				
Analog Outputs	4	4		
Voltage - 0-10 V	•	•		
Current - 0-20 mA	•			

## Automation Server Family of Modules

### SpaceLogic Server – AS-B

The SpaceLogic Server – AS-B is the most compact, all-in-one BMS. It features flexible on-board universal I/O configurations and built-in power supply. An EcoStruxure server device, its powerful, compact design is ideal for small-to-medium main plant control applications. It offers lower total installation costs.



Note: Screw terminal blocks for the AS-B are now delivered with the controller. Spare is available. See accessories section on page E16.

	AS-B-24(H)	AS-B-36(H)
<b>Part Number</b>	<b>SXWASB24(X,H)10001</b>	<b>SXWASB36(X,H)10001</b>
<b>Other models</b>	<b>AS-B-24(H)P</b>	<b>AS-B-36(H)P</b>
<b>Part Numbers</b>	<b>SXWASB24PX10001, SXWASB24HP10001 (hardware only, no software included)</b>	<b>SXWASB36PX10001, SXWASB36HP10001 (hardware only, no software included)</b>
<b>Communications</b>		
<b>Communication Interface</b>	BACnet/IP, BACnet/SC (node, hub and router), BACnet MS/TP, Modbus TCP (Client+Server), Modbus serial (Master+Slave), EWS, Generic WebService consume	BACnet/IP, BACnet/SC (node, hub and router), BACnet MS/TP, Modbus TCP (Client+Server), Modbus serial (Master+Slave), EWS, Generic WebService consume
<b>Software</b>		
<b>Programmability</b>	Function Block/Script Programmable	Function Block/Script Programmable
<b>Physical</b>		
<b>Dimensions</b>	198 W x 110 H x 64 D mm (7.8 W x 4.3 H x 2.5 D in.)	198 W x 110 H x 64 D mm (7.8 W x 4.3 H x 2.5 D in.)
<b>Weight (including baseplate)</b>	0.504 kg (1.111 lb)	0.504 kg (1.111 lb)
<b>Power</b>		
<b>Power</b>	24 VAC/DC	24 VAC/DC
<b>Consumption</b>	10 W	10 W
<b>Environmental</b>		
<b>Operating Range</b>	0°C to 50°C (32°F to 122°F) 0-95% RH (non-condensing)	0°C to 50°C (32°F to 122°F) 0-95% RH (non-condensing)
<b>CPU Internals</b>		
<b>CPU</b>	SPEAr320S, ARM926 core	SPEAr320S, ARM926 core
<b>Memory</b>	4 GB	4 GB
<b>Battery</b>	No	No
<b>Real time clock</b>	Yes -10 days backup/Super Capacitor	Yes -10 days backup/Super Capacitor
<b>External Features</b>		
<b>Enclosure rating</b>	Eco Friendly ABS/PC, UL94 5VB, IP 20 (<12.5 mm protection)	Eco Friendly ABS/PC, UL94 5VB, IP 20 (<12.5 mm protection)
<b>HOA Switches (DO/AO)</b>	N/A	N/A
<b>Manual Override of Outputs</b>	Yes - On 'H' model	Yes - On 'H' model
<b>Digital Status LEDs</b>	Yes	Yes
<b>Service Port</b>	Yes	Yes
<b>Terminals</b>		
<b>I/O Expansion</b>	No	No
<b>External Enclosure/Mounting</b>		
<b>Mounting</b>	DIN-rail or wall mount	DIN-rail or wall mount
<b>Certifications</b>		
<b>BTL</b>	Yes	Yes
<b>FCC</b>	47 CFR § 15, Class B (Emission)	47 CFR § 15, Class B (Emission)
<b>Industry Canada (IC)</b>	ICES-003 (Emission)	ICES-003 (Emission)
<b>UL</b>	UL-916 (Energy Management Equipment)	UL-916 (Energy Management Equipment)
<b>C-UL US</b>	Yes	Yes
<b>CE - EU</b>	Yes	Yes
<b>WEEE - Directive of the European Union</b>	Yes	Yes
<b>RoHS Directive</b>	Yes	Yes
<b>RCM</b>	Yes	Yes
<b>US Patent</b>	8 207 842, 8 271 102, 7 994 438	8 207 842, 8 271 102, 7 994 438

\*Notes: EcoStruxure Building installations or BMS transitions requiring UL-864 certifications must use the SpaceLogic Server AS-P-SMK (see page E6).

Refer to BACnet International's site, BTL Listing of Tested Product page for up-to-date details on BTL certifications for product version.

## Automation Server Family of Modules

### SpaceLogic Server – AS-B – Inputs and Outputs

	AS-B-24(H) and AS-B-24(H)P	AS-B-36(H) and AS-B-36(H)P
Part Number	<b>SXWASB24(X,H)10001, SXWASB24PX10001, SXWASB24HP10001</b>	<b>SXWASB36(X,H)10001, SXWASB36PX10001, SXWASB36HP10001</b>
Universal Inputs/Outputs	12-Ua 4-Ub	20-Ua 8-Ub
Digital Contact	Ua/Ub	Ua/Ub
Digital Counter - Low Speed		
Digital Counter - Medium Speed	•	•
Digital Counter - High Speed		
Digital Supervised	Ua/Ub	Ua/Ub
Analog Voltage - 0-1V	Ua/Ub	Ua/Ub
Analog Voltage - 0-5V	Ua/Ub	Ua/Ub
Analog Voltage - 0-10V	Ua/Ub	Ua/Ub
Analog Voltage - 2-10V	Ua/Ub	Ua/Ub
Analog Current - 0-20mA	Ub	Ub
Analog Current - 4-20mA	Ub	Ub
Analog Resistance	Ua/Ub	Ua/Ub
Analog Thermistor - 10k	Ua/Ub	Ua/Ub
Analog Thermistor - 1.8k	Ua/Ub	Ua/Ub
Analog Thermistor - 1k	Ua/Ub	Ua/Ub
Analog Thermistor - 20k	Ua/Ub	Ua/Ub
Analog Thermistor - 2.2k	Ua/Ub	Ua/Ub
Analog RTD - Pt100		
Analog RTD - Pt1000	Ua/Ub	Ua/Ub
Analog RTD - Ni1000	Ua/Ub	Ua/Ub
Analog RTD - LG Ni1000	Ua/Ub	Ua/Ub
Digital Inputs	4	
Digital Contact	•	
Counter - Low Speed		
Counter - Medium Speed		
Counter - High Speed		
Digital Outputs	4	8
Form A, SPST	•	4
Form C, SPDT		
PWM	•	•
Triac		4

Key:  
 Ua – Universal Type A  
 Ub – Universal Type B  
 I – Input  
 O – Output

## Automation Server Family of Modules

### Accessories

The following accessories are available for the Automation Server Family of modules.



Part Number	Product Name	Description
SXWDINEND10001	DIN-RAIL-CLIP-25	DIN-Rail End Clip, package of 25 pieces
SXWTERLBL10011	PRINTOUT-A4-W1	A4-Size blank printable adhesive label sheets for terminals (100 Sheets, 18 labels per Sheet)
SXWTERLBL10012	PRINTOUT-LTR-W1	Letter-size blank printable adhesive label sheets for terminals (100 Sheets, 16 labels per Sheet)
SXWSCABLE10002	S-CABLE-L-1.5M	S-Cable extension cord for Automation Server I/O bus, L shaped connectors, 1.5 m
SXWSCABLE10003	S-CABLE-L-0.75M	S-Cable extension cable for Automation Server I/O bus, L-shaped connectors, 0.75 m
SXWASBINS10001	AS-B installer kit	Dummy unit, no electronics, just terminals. Supports easy wiring in the panel shop
SXWASBCON10001	AS-B Connector Kit	Spare screw terminals for all AS-B models
SXWUSBADP10001	USB-485-INET Interface Adapter	I/NET Adapter: Separate hardware component, added to a SpaceLogic Controller - AS-P or Automation Server



## SpaceLogic Server add-on options

Add-on option part numbers are required to activate certain features. SpaceLogic Servers require an embedded license to activate features. Valid for SpaceLogic AS-P, AS-B and the containerized Building Operation Edge Server. An embedded license is not interchangeable with a Windows license.

Part Number	Product Name	Description
SXWSWSNMPX0001	EBO SNMP Alarming - SpaceLogic	Alarm notifications via SNMP – SpaceLogic Server
SXWSWEWSXX0001	EBO WS EWS Consume - SpaceLogic	EcoStruxure Web Services (run-time) option – Consume only – SpaceLogic Server
SXWSWEWSXX0002	EBO WS EWS C+Serve - SpaceLogic	EcoStruxure Web Services (run-time) option – Serve & Consume – SpaceLogic Server
SXWSWEWSXX0003	EBO WS EWS C+S+Hist - SpaceLogic	EcoStruxure Web Services (run-time) option – Serve & Consume, plus Historical trend log data – SpaceLogic Server
SXWSWGWSXX0001	EBO WS Gen Consume - SpaceLogic	Web Services (Generic Consume) option – SpaceLogic Server
SXWSWDASHX0001	Personal Dashboards - SpaceLogic	Built-in dashboard functionality which enables users to create their own pages to get an overview of how buildings perform – SpaceLogic Server
SXWSWASDBXS001	Timescale DB Option - SpaceLogic	Integration of an open, external SQL database for long term data and audit trail storage – SpaceLogic Server
SXWSWMMQTTXRW01	MQTT - Read/Write - SpaceLogic	SpaceLogic Server publishes data to MQTT broker
SXWSWASSAML001	SAML Authentication - SpaceLogic server	Enables SAML 2.0 authentication on one SpaceLogic Edge Server

\* An embedded client license that will be activated on a SpaceLogic Server will always allow for the operation of a WebStation only. In order for WorkStation to operate it must have access to a Windows license on a PC that is running a Windows OS. Since WorkStation software requires a Windows operating system, then the license might be installed on the same PC or it might make use of a demo license.

## SpaceLogic User Interfaces (HMIs)

### SpaceLogic Advanced Display

Portable or permanent-mount tablet HMI (10.1-inch) specifically configured to interact with EcoStruxure Building user interfaces. Purpose-built on an Android 8.1 platform.



Part Number	Product Name	Description
SXWADBUND10003	Advanced Display 10.1-inch Bundle	
SXWADWIFI10001	AD v3 Wi-Fi Module	
SXWADUSBC10001	USB-C cable, Straight, 2.4m (7.87 ft) - Only for use with Wi-Fi module	
SXWADUSBC10002	USB cable, Y-shaped, 1.35m (4.43 ft)	
SXWADUSBC10003	USB cable, Y-shaped, 2.85m (9.35 ft)	

### SpaceLogic Operator Display

This 7-inch panel mounted touch screen interface for SpaceLogic controllers is specifically designed for local operation & monitoring of building controllers in equipment rooms.



Part Number	Product Name	Description
HMIST6400SL	Operator Display 7-inch bundle (includes HMI device, installation gasket, installation fasteners, and power supply connectors)	
HMIZS53W1	Installation gasket (1 piece)	
HMIZSFIXTF1	Installation fasteners (2 pieces/set)	
XBTZ3004	Power supply connector for small panels (10 pieces/set)	

## Wireless Connectivity

USB-based wireless adapter that enables SpaceLogic Wireless Connectivity - Advanced for SpaceLogic Servers and SpaceLogic Room Controllers.

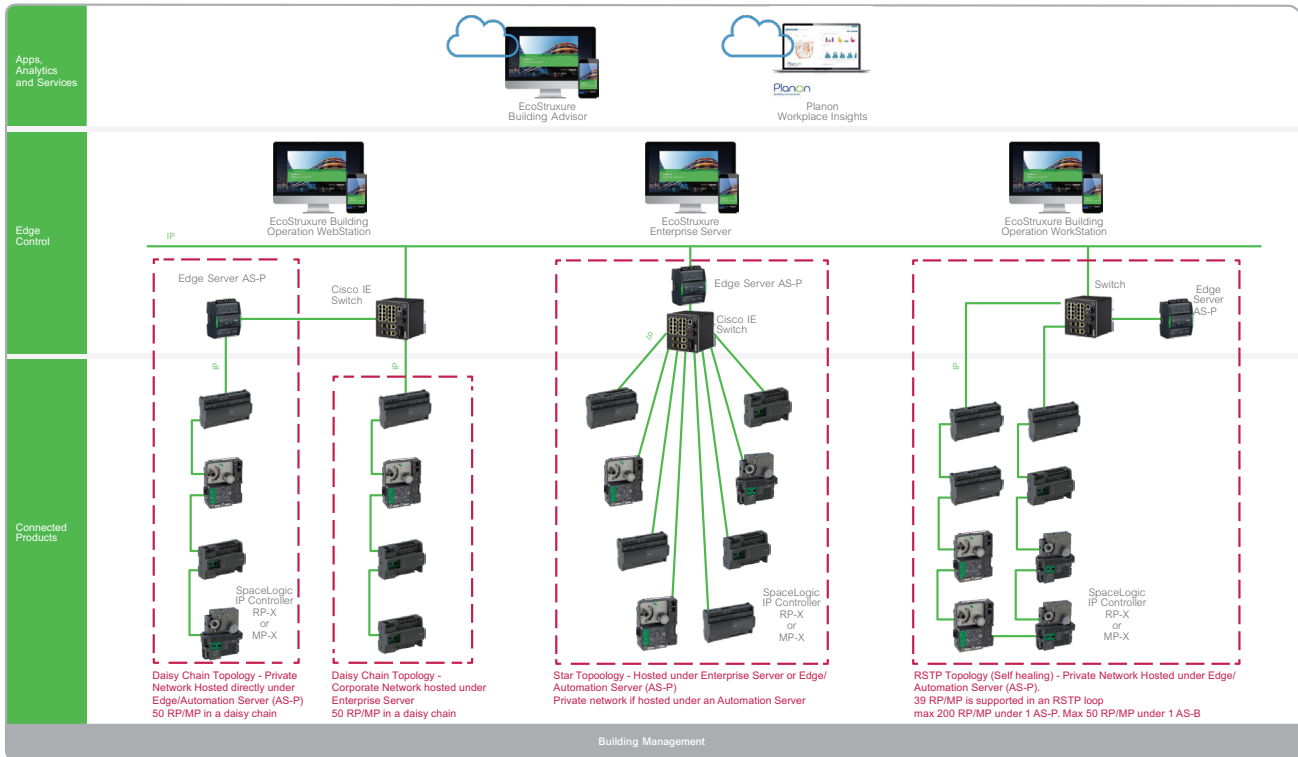


Part Number	Product Name	Description
SXWZBAUSB10001	ZB-A-USB	SpaceLogic Wireless Adapter - Advanced for the AS-P, AS-B and RP Series controllers
SXWUSBCRA10001	USB-CRA	USB adapter plastic mounting cradle and wall plate
SXWUSBCBL10001	USB-CBL-1	USB Extension Cable of Length 1 m (3 ft)
SXWUSBCBL10002	USB-CBL-3	Plenum rated USB Extension Cable of Length 3 m (10 ft)

[List of supported Zigbee devices](#)

# Reference Architecture

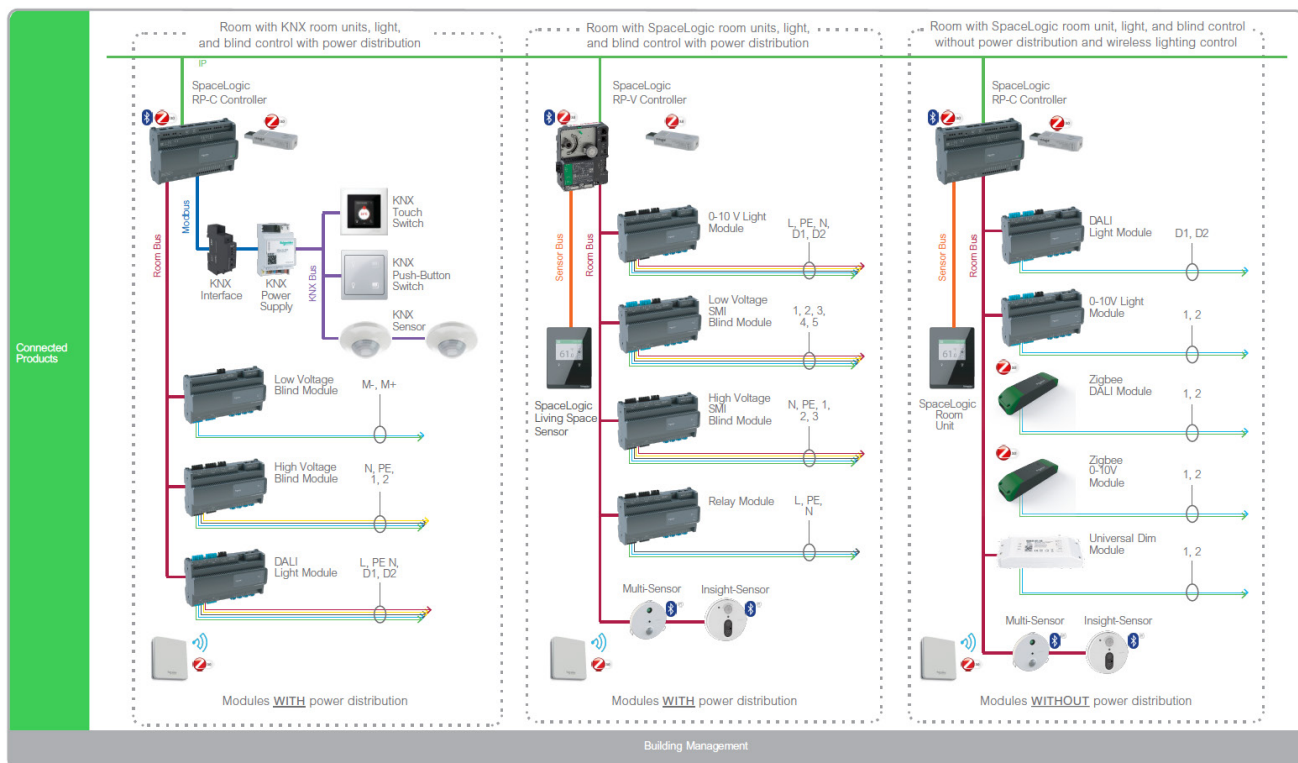
EcoStruxure™ Building  
 Powered by EcoStruxure™ Building Operation  
 End-to-end IP Architecture Options



Schneider Electric and Cisco together have developed, tested and validated this building system design to provide customers with confidence in knowing that their systems will securely connect to an end-to-end IP network with a resilient architecture that is easy to manage.



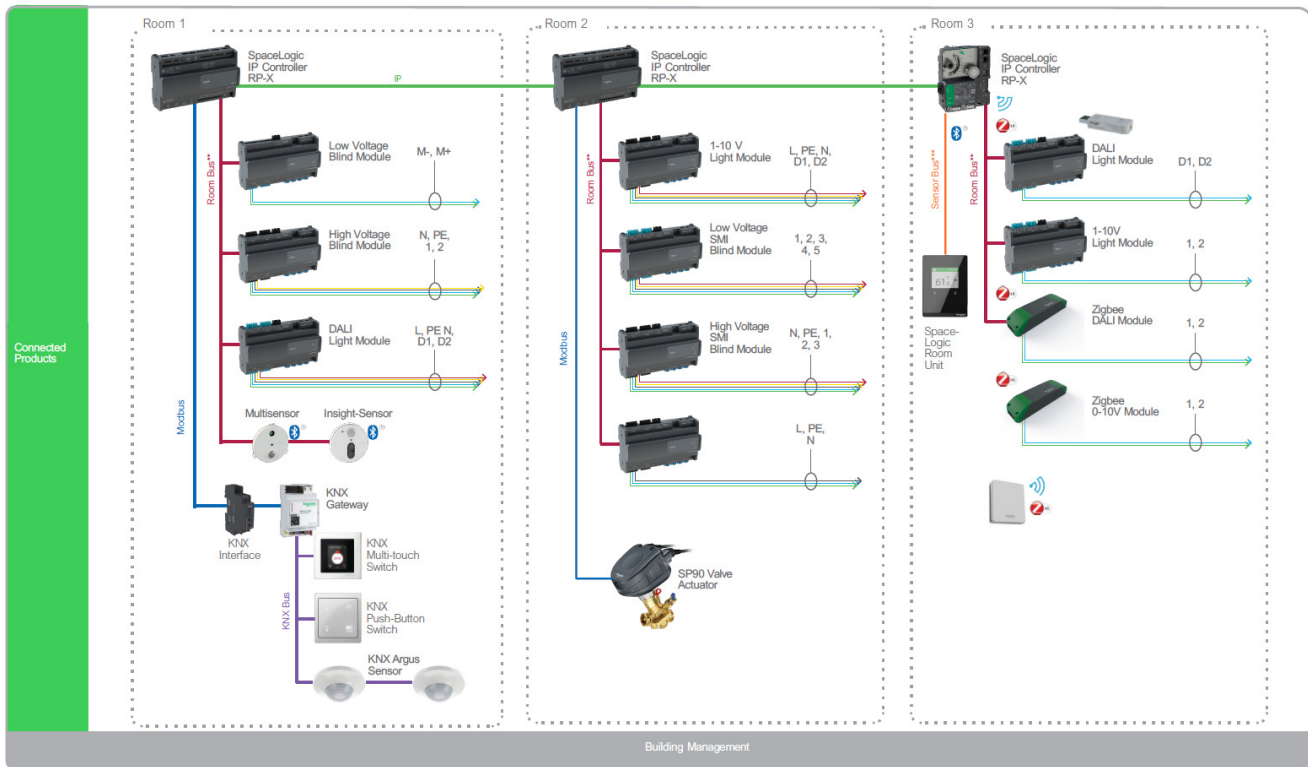
## EcoStruxure Connected Room Solutions Architectures Powered by EcoStruxure™ Building Operation



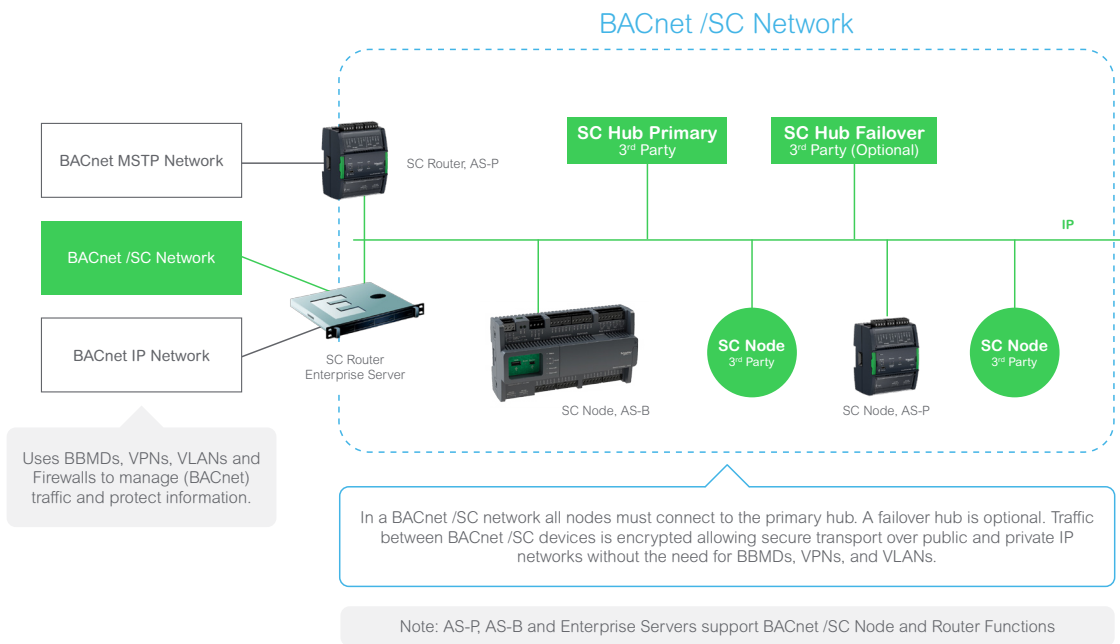
Physical network hierarchy  
 Connected Room Solutions

Reference Architecture

EcoStruxure™ Building  
Powered by EcoStruxure™ Building Operation  
Multi-room IP Architecture



EcoStruxure Building Operation  
BACnet /SC (Secure Connect) Architecture





# EcoStruxure

## Connected Room Solutions

Create engaging environments with personalized comfort and increased operational and energy efficiency, which are essential in today's connected world. Connected Room Solutions feature a modular BACnet/IP Controller, the SpaceLogic Controller RP-C with native web services and Bluetooth capabilities for control of HVAC, lights and blinds. Built on a flexible architecture, the RP-C provides a consistent IP story across the building together with our existing network and field level controllers. Complementary offers include the Engage employee mobile app, SpaceLogic Living Space Sensors, and EcoStruxure Building Commission Mobile App.



# SpaceLogic RP Controller

Room Purpose Controller RP-C gives occupants the ability to control the room environment and personalize comfort while serving as a data hub for IoT devices. It leverages the latest wireless technologies as well as web services via the RESTful API for easy integration of IoT devices and fast installation. It is built on a flexible architecture that enables deployment with EcoStruxure Building Operation or any BMS.

## SpaceLogic Controllers – RP-C Advanced

The RP-C controllers are designed for fan coil, chilled beam and ceiling based systems. When used in combination with a variety of expansion modules, the controller can be used for state-of-the-art lighting and blind control. These scalable and secure BACnet IP-based room controllers enable Connected Room Solutions. With an open IoT hub, it meets customers' future needs, including light and blind control and easy re-zoning. Also save time by managing commissioning conveniently with the EcoStruxure Building Commission mobile app.



SpaceLogic Controller – RP-C Advanced



SpaceLogic Controller – RP-C Advanced with external terminal cover

	RP-C-12A-F-24V	RP-C-12B-F-24V	RP-C-12C-F-24V	RP-C-16A-F-230V
<b>Part Number</b>	SXWRCF12A10002	SXWRCF12B10002	SXWRCF12C10002	SXWRCF16A10003
<b>Communications</b>				
<b>Communication Interface</b>	BACnet/IP, BTL B-AAC	BACnet/IP, BTL B-AAC	BACnet/IP, BTL B-AAC	BACnet/IP, BTL B-AAC
<b>Software</b>				
<b>Programmability</b>	Function Block/Script Programmable	Function Block/Script Programmable	Function Block/Script Programmable	Function Block/Script Programmable
<b>Physical</b>				
<b>Dimensions</b>	180 W x 110 H x 64 D mm (7.1 W x 4.3 H x 2.5 D in.)	180 W x 110 H x 64 D mm (7.1 W x 4.3 H x 2.5 D in.)	180 W x 110 H x 64 D mm (7.1 W x 4.3 H x 2.5 D in.)	180 W x 110 H x 64 D mm (7.1 W x 4.3 H x 2.5 D in.)
<b>Weight (including terminal blocks)</b>	0.370 kg (0.816 lb)	0.390 kg (0.86 lb)	0.390 kg (0.86 lb)	0.720 kg (1.587 lb)
<b>Power</b>				
<b>Power</b>	24 VAC/DC	24 VAC/DC	24 VAC/DC	230 VAC
<b>Consumption</b>	23 VA	23 VA	23 VA	65 VA
<b>Environmental</b>				
<b>Operating Range</b>	0°C to 50°C (32°F to 122°F) -40°C to 60°C (-40°F to 140°F) for rooftop	0°C to 50°C (32°F to 122°F) -40°C to 60°C (-40°F to 140°F) for rooftop	0°C to 50°C (32°F to 122°F) -40°C to 60°C (-40°F to 140°F) for rooftop	0°C to 50°C (32°F to 122°F)
<b>Internals</b>				
<b>CPU</b>	ARM Cortex-A7 single-core	ARM Cortex-A7 single-core	ARM Cortex-A7 single-core	ARM Cortex-A7 single-core
<b>On-board Bluetooth Low Energy</b>	Yes	Yes	Yes	Yes
<b>Battery</b>	No	No	No	No
<b>Real time clock</b>	Yes -7 days	Yes -7 days	Yes -7 days	Yes -7 days
<b>External Features</b>				
<b>Enclosure rating</b>	UL94 5VB, Plenum rated, IP 20 (<12.5 mm protection)	UL94 5VB, Plenum rated, IP 20 (<12.5 mm protection)	UL94 5VB, Plenum rated, IP 20 (<12.5 mm protection)	UL94 5VB, IP 20 (<12.5 mm protection)
<b>Manual Override of Outputs</b>	No	No	No	No
<b>Optional cover</b>	Yes	Yes	Yes	Yes
<b>Intelligent Sensors</b>	SpaceLogic Living Space Sensors	SpaceLogic Living Space Sensors	SpaceLogic Living Space Sensors	SpaceLogic Living Space Sensors
<b>Sensor Bus</b>	Yes	Yes	Yes	Yes
<b>Room Bus</b>	Yes	Yes	Yes	Yes
<b>Terminals</b>				
<b>I/O terminals</b>	Screw terminals	Screw terminals	Screw terminals	Screw terminals
<b>External Enclosure/Mounting</b>				
<b>Mounting</b>	DIN-rail or wall mount	DIN-rail or wall mount	DIN-rail or wall mount	DIN-rail or wall mount
<b>Certifications</b>				
<b>BTL</b>	Yes	Yes	Yes	Yes
<b>FCC</b>	47 CFR §15, Subpart A and C, Class B (Emission)	47 CFR §15, Subpart A and C, Class B (Emission)	47 CFR §15, Subpart A and C, Class B (Emission)	No
<b>REACH</b>	Yes	Yes	Yes	Yes
<b>Innovation, Science and Economic Development Canada (ISED)</b>	Class B (Emission)	Class B (Emission)	Class B (Emission)	No
<b>UL</b>	UL-916 (Energy Management Equipment)	UL-916 (Open Energy Management Equipment)	UL-916 (Open Energy Management Equipment)	No
<b>C-UL US</b>	Yes	Yes	Yes	No
<b>CE - EU</b>	Yes	Yes	Yes	Yes
<b>WEEE - Directive of the European Union</b>	Yes	Yes	Yes	Yes
<b>RoHS Directive</b>	Yes	Yes	Yes	Yes
<b>RCM</b>	Yes	Yes	Yes	Yes
<b>eu.bac</b>	No	No	No	Yes



## SpaceLogic Controllers RP-C Advanced – Inputs and Outputs

	RP-C-12A-F-24V	RP-C-12B-F-24V	RP-C-12C-F-24V	RP-C-16A-F-230V
<b>Part Number</b>	<b>SXWRCF12A10001</b>	<b>SXWRCF12B10001</b>	<b>SXWRCF12C10001</b>	<b>SXWRCF16A10002</b>
Universal Inputs/Outputs	8-Ub	8-Ub	4-Ub	8-Ub
Digital Input	Ub	Ub	Ub	Ub
Counter Input	Ub	Ub	Ub	Ub
Supervised Input	Ub	Ub	Ub	Ub
Voltage Input (0-10 VDC)	Ub	Ub	Ub	Ub
Resistive Input	Ub	Ub	Ub	Ub
Current Input (0-20 mA)	Ub	Ub	Ub	Ub
Temperature Input	Ub	Ub	Ub	Ub
2-wire RTD Temperature Input	Ub	Ub	Ub	Ub
Thermistor Input - 10k	Ub	Ub	Ub	Ub
Thermistor Input - 1.8k	Ub	Ub	Ub	Ub
Thermistor Input - 1k	Ub	Ub	Ub	Ub
Thermistor Input - 20k	Ub	Ub	Ub	Ub
Thermistor Input - 2.2k	Ub	Ub	Ub	Ub
RTD Temp Input - Ni1000	Ub	Ub	Ub	Ub
RTD Temp Input - Pt1000	Ub	Ub	Ub	Ub
RTP Temp Input - LG-Ni1000	Ub	Ub	Ub	Ub
Voltage Output (0-10 VDC)	Ub	Ub	Ub	Ub
<b>Digital Outputs</b>				
Solid-state Relay Output (MOSFET)	4		4	4
Relay Output (Form A)		3	3	3
High Power Relay Output (Form C)		1	1	1

Key: Ub – Universal Type B

## SpaceLogic Controllers RP-C – Accessories

The following accessories are available for the SpaceLogic IP Controller – RP-C Advanced.

Part number	Product Name	Description
SXWRPCOV10001	RP-C external terminal covers	Optional external covers for RP-C HVAC
SXWRPCCONU10	RP-C Connector for DO or Ub, 4-pin	Connector for RP-C Pro Plus controller (100 units per packet)
SXWRPCCONPOW1P	RP-C Connector for 24VAC/DC Output	Connector for RP-C Pro Plus controller (100 units per packet)
SXWRPCCONDCOP	RP-C Connector for 24VAC/DC Power Input	Connector for RP-C Pro Plus controller (100 units per packet)



RP-C Advanced with optional covers

## Wireless Connectivity

USB-based wireless adapter that enables SpaceLogic Wireless Connectivity - Advanced for SpaceLogic Servers and Room Controllers.

Part Number	Product Name	Description
SXWZBAUSB10001	ZB-A-USB	SpaceLogic Wireless Adapter - Advanced for the AS-P, AS-B and RP Series controllers
SXWUSBCRA10001	USB-CRA	USB adapter plastic mounting cradle and wall plate
SXWUSBCBL10001	USB-CBL-1	USB Extension Cable of Length 1 m (3 ft)
SXWUSBCBL10002	USB-CBL-3	Plenum rated USB Extension Cable of Length 3 m (10 ft)



SpaceLogic Wireless Adapter - Advanced

[List of supported Zigbee devices](#)



## SpaceLogic Controllers - RP-C Pro

SpaceLogic RP-C Pro is a high-power controller that offers a multi-room connectivity hub for Connected Room Solutions. The RP-C Pro controller has greater memory space for large room and luxury suite applications. The 16 I/O point controller is integrated into Connected Room Solutions and EcoStruxure Building Operation and is positioned for room control as well as well-being, comfort of occupants in an energy-efficient way.

The RP-C can either be used as a standalone BACnet/IP field controller or as part of an EcoStruxure BMS with a SpaceLogic AS-P or AS-B server or an Enterprise Server as the parent server. The RP-C can also be reconfigured through the EcoStruxure Building Operation software to support BACnet MS/TP, instead of BACnet/IP. The RP-C features a wireless chip that allows the mobile commissioning application and the mobile application for room comfort settings to connect directly to the controller. Web services enable web access directly to the RP-C, making the controller an open IoT hub in the room or space area.



SpaceLogic Controller – RP-C Pro 16B-F-24V



SpaceLogic Controller – RP-C Pro 16B-F-230Vw

	RP-C-16B-F-24V	RP-C-16B-F-230V
<b>Part Number</b>	SXWRCF16B10001	SXWRCF16B10002
<b>Communications</b>		
<b>Communication Interface</b>	BACnet/IP, BTL B-AAC	BACnet/IP, BTL B-AAC
<b>Software</b>		
<b>Programability</b>	Function Block/Script Programmable	Function Block/Script Programmable
<b>Physical</b>		
<b>Dimensions</b>	180 W x 110 H x 64 D mm (7.1 W x 4.3 H x 2.5 D in.)	180 W x 110 H x 64 D mm (7.1 W x 4.3 H x 2.5 D in.)
<b>Weight (including terminal blocks)</b>	0.390 kg (0.860 lb)	0.720 kg (1.587 lb)
<b>Power</b>		
<b>Power</b>	24 VAC/DC	230 VAC
<b>Consumption</b>	30 VA	65 VA
<b>Environmental</b>		
<b>Operating Range</b>	0°C to 50°C (32°F to 122°F) -40°C to 60°C (-40°F to 140°F) for rooftop	0°C to 50°C (32°F to 122°F)
<b>Internals</b>		
<b>CPU</b>	ARM Cortex-A7 dual-core	ARM Cortex-A7 dual-core
<b>On-board Bluetooth Low Energy</b>	Yes	Yes
<b>Battery</b>	No	No
<b>Real time clock</b>	Yes -7 days	Yes -7 days
<b>External Features</b>		
<b>Enclosure rating</b>	UL94 5VB, Plenum rated, IP 20 (<12.5 mm protection)	UL94 5VB, IP 20 (<12.5 mm protection)
<b>Manual Override of Outputs</b>	No	No
<b>Optional cover</b>	Yes	Yes
<b>Intelligent Sensors</b>	SpaceLogic Living Space Sensors	SpaceLogic Living Space Sensors
<b>Sensor Bus</b>	Yes	Yes
<b>Room Bus</b>	Yes	Yes
<b>Terminals</b>		
<b>I/O terminals</b>	Screw terminals	Screw terminals
<b>External Enclosure/Mounting</b>		
<b>Mounting</b>	DIN-rail or wall mount	DIN-rail or wall mount
<b>Certifications</b>		
<b>BTL</b>	Yes	Yes
<b>FCC</b>	47 CFR §15, Subpart B and C, Class B (Emission)	No
<b>REACH</b>	Yes	Yes
<b>Innovation, Science and Economic Development Canada (ISED)</b>	Class B (Emission)	No
<b>UL</b>	UL-916 (Open Energy Management Equipment)	No
<b>C-UL US</b>	Yes	No
<b>CE - EU</b>	Yes	Yes
<b>WEEE - Directive of the European Union</b>	Yes	Yes
<b>RoHS Directive</b>	Yes	Yes
<b>RCM</b>	Yes	Yes
<b>eu.bac</b>	No	Yes

All eu.bac certified products are found on the eu.bac web site [www.eubaccert.eu](http://www.eubaccert.eu)

### SpaceLogic Controllers RP-C Pro – Inputs and Outputs


	RP-C-16B-F-24V	RP-C-16B-F-230V
Part Number	<b>SXWRCF16B10001</b>	<b>SXWRCF16B10002</b>
Universal Inputs/Outputs	8-Ub	8-Ub
Solid-state relay outputs (MOSFET)	4	4
Relay outputs Form A	3	3
High power relay outputs Form C	1	1



## SpaceLogic Controllers - RP-C Pro Plus

SpaceLogic RP-C Pro Plus is a high-power controller that offers a multi-room connectivity hub for Connected Room Solutions. The controller comes with pluggable connectors, with ability to distribute 24 VAC/DC power, as well as greater memory space for large room and luxury suite applications. RP-C Pro Plus is a 230 VAC controller with 16 I/O points. The controller is integrated into Connected Room Solutions and EcoStruxure Building Operation and can be mounted directly on ceilings without the need for an enclosure. RP-C Pro Plus is positioned for room control as well as well-being, comfort of occupants in an energy-efficient way.

The controller can either be used as a standalone BACnet/IP field controller or as part of an EcoStruxure BMS with a SpaceLogic AS-P or AS-B server or an Enterprise Server as the parent server. The controller features a wireless chip, which enables commissioning of the controller with the Commission mobile application and allows tenants to change the room comfort settings using their smartphones with the Engage mobile application. Web services enable web access directly to the controller, making the controller an open IoT hub in the room or space area.



SpaceLogic Controller – RP-C-16C-F-230V

RP-C-16C-F-230V	
<b>Part Number</b>	SXWRCF16C10001
<b>Communications</b>	
<b>Communication Interface</b>	BACnet/IP, port configurable, default 47808 BTL B-AAC
<b>Software</b>	
<b>Programmability</b>	Function Block/Script Programmable
<b>Physical</b>	
<b>Dimensions</b>	306 W x 110 H x 64 D mm (12.0 W x 4.3 H x 2.5 D in.)
<b>Weight (including terminal blocks)</b>	24 g (0.84 oz)
<b>Power</b>	
<b>Power</b>	230 VAC
<b>Consumption</b>	65 VA
<b>Environmental</b>	
<b>Operating Range</b>	0 to 50 °C (32 to 122 °F) at normal operation
<b>Internals</b>	
<b>CPU</b>	ARM Cortex-A7 dual-core
<b>On-board Bluetooth Low Energy</b>	Yes
<b>Battery</b>	No
<b>Real-time clock</b>	Yes – 7 days
<b>External Features</b>	
<b>Enclosure rating</b>	UL94-5VB, IP 20
<b>Manual Override of Outputs</b>	No
<b>Optional cover</b>	Yes
<b>Intelligent Sensors</b>	SpaceLogic Living Space Sensors
<b>Sensor Bus</b>	Yes
<b>Room Bus</b>	Yes
<b>Modbus</b>	Yes
<b>Terminals</b>	
<b>I/O terminals</b>	Screw terminals
<b>External Enclosure/Mounting</b>	
<b>Mounting</b>	can be mounted directly on ceilings without the need for an enclosure
<b>Certifications</b>	
<b>BTL</b>	Yes
<b>FCC</b>	Yes
<b>Innovation, Science and Economic Development Canada (ISED)</b>	Yes
<b>UL</b>	UL 916
<b>CE - EU</b>	Yes
<b>WEEE - Directive of the European Union</b>	Yes
<b>RoHS Directive</b>	Yes
<b>RCM</b>	Yes
<b>eu.bac</b>	Yes
<b>UKCA</b>	Yes

All eu.bac certified products are found on the eu.bac web site [www.eubaccert.eu](http://www.eubaccert.eu)



## SpaceLogic Controllers - RP-C Pro Plus – Inputs and Outputs

RP-C-16C-F-230V	
I/O Point Types	RP-C-16C-F-230V
Universal I/O (Type Ub)	4
Solid-state relay (SSR) outputs (MOSFET)	4a
Universal I/O (Type Ub) or SSR outputs (MOSFET) <sup>b</sup>	8a

a) With 24 VAC/DC power distribution

b) Configurable I/O point type that can be configured either as Universal I/O (Type Ub) or SSR output. When a configurable I/O point is configured as an Universal I/O (Type Ub), the SSR output is enabled and feeds 24 VAC/VDC power, but the SSR output can not be configured or used according to table "Configurations by I/O Point Types".





## SpaceLogic Controllers - RP-V Advanced

SpaceLogic\* RP-V is a room-purpose, fully programmable, IP-based field controller designed for VAV Cooling and Heating applications. RP-V integrates a controller, a damper actuator, and an airflow sensor in a single compact unit for ease of installation. The RP-V can either be used as a standalone BACnet/IP controller or as part of an EcoStruxure BMS with a SpaceLogic AS-P or AS-B server or an Enterprise Server as the parent server. The RP-V can also be reconfigured through the EcoStruxure Building Operation software to use BACnet MS/TP, instead of BACnet/IP. The controller features a wireless chip, which enables commissioning with the Commission mobile application and allows tenants to change the room comfort settings using their smartphones with the Engage mobile application.



SpaceLogic\_RP-V-4A\_2



SpaceLogic\_RP-V-5A\_2

	RP-V-4A	RP-V-5A
<b>Part Number</b>	SXWRPV4A10001	SXWRPV5A10001
<b>Communications</b>		
<b>Communication Interface</b>	BACnet/IP, port configurable, default 47808 BTL B-AAC (BACnet Advanced Application Controller)a a) See the BTL Product Catalog for up-to-date details on BTL listed firmware revisions on BACnet International's home page.	
<b>Software</b>		
<b>Programmability</b>	Function Block/Script Programmable	
<b>Physical</b>		
<b>Dimensions</b>	168 W x 201 H x 65 D mm (6.6 W x 7.9 H x 2.6 D in.)	
<b>Weight (including terminal blocks)</b>	1.132 kg (2.496 lb)	
<b>Power</b>		
<b>Power</b>	24 VAC	
<b>Maximum Consumption</b>	18 VA	
<b>Power input protection</b>	MOV suppression and internal fuse	
<b>Environmental</b>		
<b>Operating Range</b>	0 to 50 °C (32 to 122 °F)	
<b>Internals</b>		
<b>CPU</b>	ARM Cortex-A7 single-core	
<b>On-board Bluetooth Low Energy</b>	Yes, Bluetooth® 5.1 Low Energy compliant	
<b>Battery</b>	No	
<b>Real-time clock</b>	Yes - 7 days	
<b>External Features</b>		
<b>Torque rating</b>	10 Nm (88.5 lbf.in)	
<b>Manual Override of Outputs</b>	Push-button clutch release	
<b>Optional cover</b>	Yes	
<b>Intelligent Sensors</b>	SpaceLogic Sensors	
<b>Sensor Bus</b>	Yes	
<b>Room Bus</b>	Yes	
<b>Mod Bus</b>	Yes	
<b>Terminals</b>		
<b>I/O terminals</b>	Screw terminals	
<b>External Enclosure/Mounting</b>		
<b>Installation</b>	Over the damper shaft	
<b>Certifications</b>		
<b>BTL</b>	Yes	
<b>FCC</b>	CFR 47, Part 15, Class B	
<b>Innovation, Science and Economic Development Canada (ISED)</b>	IC	
<b>UL</b>	UL 916	
<b>C-UL US</b>	C-UL US Listed (Enclosed Energy Management Equipment)	
<b>WEEE</b>	Yes	
<b>European Union RoHS</b>	Yes	
<b>China RoHS</b>	Yes	
<b>RCM</b>	Yes	
<b>UKCA</b>	Yes	

### SpaceLogic Controllers - RP-V Advanced – Inputs and Outputs

I/O Point Types	RP-V-4A	RP-V-5A
Universal I/O Type Ub	4	2
Solid-state relay outputs (MOSFET)	-	3

## SpaceLogic RP Controllers - Expansion Modules

### Light and Blinds Expansion Modules

#### Wireless Expansion Modules

The RP Controller enables expansion module to be connected wirelessly using Zigbee. These modules enable wireless lighting control for existing applications.

Product	RP-C-EXT-ZB-0-10V	RP-C-EXT-ZB-DALI
Part Number	SXWREZB010110001	SXWREZBDALI110001
<b>Communication</b>		
Communication Interface	SpaceLogic Wireless Adapter - Advanced	SpaceLogic Wireless Adapter - Advanced
<b>Physical</b>		
Dimensions	155 W x 44 H x 30 D mm (6.1 W x 1.7 H x 1.2 D in.)	155 W x 44 H x 30 D mm (6.1 W x 1.7 H x 1.2 D in.)
Weight	0.126 kg (0.278 lb)	0.126 kg (0.278 lb)
<b>Power</b>		
Nominal voltage	220 to 240 VAC	220 to 240 VAC
Power consumption	<1W	<1W
<b>Environmental</b>		
Operating Range	-20 °C to +50 °C (-4 °F to +122 °F)	-20 °C to +50 °C (-4 °F to +122 °F)
Humidity	85 % RH	85 % RH
<b>Material</b>		
Plastic flame rating	UL94 V-0	UL94 V-0
IP rating	IP 20	IP 20
Connectors	No	No
<b>Inputs</b>		
Digital Inputs	No	No
<b>Outputs</b>		
Type of Output	0-10V	DALI
Number of outputs	1	1
Power Distribution	Yes	Yes
<b>Certifications</b>		
FCC	No	No
UL	No	No
C UL	No	No
CE	Yes	Yes
WEEE- Directive of EU	Yes	Yes
RoHS	Yes	Yes
RCM	No	No

## SpaceLogic RP Controllers - Expansion Modules

### Light and Blinds Expansion Modules

#### Wired Expansion Modules

The RP provides a room bus, which allows RP Series expansion modules and multi-sensors to be connected to the controller for control of lights and window blinds, motion detection, and luminosity measurements.

Product	RP-C-EXT-DALI-M-PD	RP-C-EXT-0-10V-4-PD	RP-C-EXT-BL-4-HV-PD	RP-C-EXT-BL-2-LV-PD
Part Number	SXWREDAMPD10001	SXWRE0104PD10001	SXWREB4HVPD10001	SXWREB2LVDP10001
<b>Communication</b>				
Communication Interface	Room Bus	Room Bus	Room Bus	Room Bus
<b>Physical</b>				
Dimensions	198 W x 110 H x 64 D mm (7.8 W x 4.3 H x 2.5 D in.)	198 W x 110 H x 64 D mm (7.8 W x 4.3 H x 2.5 D in.)	198 W x 110 H x 64 D mm (7.8 W x 4.3 H x 2.5 D in.)	198 W x 110 H x 64 D mm (7.8 W x 4.3 H x 2.5 D in.)
Weight	0.433 kg (0.955 lb)	0.418 kg (0.922 lb)	0.437kg (0.963 lb)	0.399 kg (0.880 lb)
<b>Power</b>				
Nominal voltage	230VAC	230VAC	230VAC	230VAC
Power consumption	0.3W	0.3W	0.3W	0.3W
<b>Environmental</b>				
Operating Range	0 to 50 °C (32 to 122 °F)	0 to 50 °C (32 to 122 °F)	0 to 50 °C (32 to 122 °F)	0 to 40 °C (32 to 104 °F)
Humidity	20 to 90 % RH	20 to 90 % RH	20 to 90 % RH	20 to 90 % RH
<b>Material</b>				
Plastic flame rating	UL94 V-0	UL94 V-0	UL94 V-0	UL94 V-0
IP rating	IP 20	IP 20	IP 20	IP 20
Connectors	Yes	Yes	Yes	Yes
<b>Inputs</b>				
Digital Inputs	4	4	4	4
<b>Outputs</b>				
Type of Output	DALI	0-10V	230V	24V
Number of outputs	4	4	4	2
Power Distribution	Yes	Yes	Yes	Yes
<b>Certifications</b>				
FCC	Yes	Yes	Yes	Yes
UL	No	No	No	No
C UL	No	No	No	No
CE	Yes	Yes	Yes	Yes
WEEE-Directive of EU	Yes	Yes	Yes	Yes
RoHS	Yes	Yes	Yes	Yes
RCM	Yes	Yes	Yes	Yes



RP Controller High Voltage SMI Blind Module



RP Controller Light Module - 0-10V

## SpaceLogic RP Controllers - Expansion Modules

### Light and Blinds Expansion Modules

Product	RP-C-EXT-BL-SMI-4-HV-PD	RP-C-EXT-BL-SMI-2-LV-PD	RP-C-EXT-REL-4	CRS-HH-REL-10
Part Number	SXWRESMI4HVPD10001	SXWRESMI2LVDP10001	SXWREREL410001	SXWHHREL10001
<b>Communication</b>				
Communication Interface	Room Bus	Room Bus	Room Bus	Room Bus
<b>Physical</b>				
Dimensions	198 W x 110 H x 64 D mm (7.8 W x 4.3 H x 2.5 D in.)	198 W x 110 H x 64 D mm (7.8 W x 4.3 H x 2.5 D in.)	198 W x 110 H x 64 D mm (7.8 W x 4.3 H x 2.5 D in.)	198 W x 110H x 64 D mm (7.8 W x 4.3 H x 2.5 D in.)
weight	0.405 kg (0.893 lb)	0.439 kg (0.968 lb)	0.378 kg (0.833 lb)	0.476 kg (1.050 lb)
<b>Power</b>				
Nominal voltage	230VAC	230VAC	100 to 277 VAC	24 VDC
Room bus power consumption	0.3W	0.3W	0.3W	0.3W
<b>Environmental</b>				
Operating Range	0 to 50 °C (32 to 122 °F)	0 to 40 °C (32 to 104 °F)	0 to 50 °C (32 to 122 °F)	0 to 50 °C (32 to 122 °F)
Humidity	20 to 90 % RH	20 to 90 % RH	20 to 90 % RH	20 to 90 % RH
<b>Material</b>				
Plastic flame rating	UL94 V-0	UL94 V-0	UL94 V-0	UL94 V-0
IP rating	IP 20	IP 20	IP 20	IP 20
Connectors	Yes	Yes	Yes	10 x 2-pin plus 2 x 9-pin screw terminal blocks for relay outputs and digital inputs respectively
<b>Inputs</b>				
Digital Inputs	4	4	4	12
<b>Outputs</b>				
Type of Output	230V SMI	24V SMI	Relays	Relays
Number of outputs	4	2	4	10
Power Distribution	Yes	Yes	Yes	No
<b>Certifications</b>				
FCC	Yes	Yes	Yes	Yes
UL	No	No	Yes	Yes
C UL	No	No	Yes	Yes
CE	Yes	Yes	Yes	Yes
WEEE-Directive of EU	Yes	Yes	Yes	Yes
RoHS	Yes	Yes	Yes	Yes
RCM	Yes	Yes	Yes	Yes



RP Controller Relay Module



## SpaceLogic RP Controllers - Expansion Modules

### Light and Blinds Expansion Modules

Product	RP-C-EXT-0-10V-4	RP-C-EXT-DALI-1	RP-C-EXT-KNX	RP-C-EXT-0-10V-UNIDIM-1	RP-C-RC-BLE
Part Number	SXWRE010410001	SXWREDALI110001	SXWREKNX10001	SXWRE010DIM10001	SXWRERCBLE10001
<b>Communication</b>					
Communication Interface	Room Bus	Room Bus	Modbus	0-10V extension module	Bluetooth
<b>Physical</b>					
Dimensions	198 W x 110 H x 64 D mm (7.8 W x 4.3 H x 2.5 D in.)	198 W x 110 H x 64 D mm (7.8 W x 4.3 H x 2.5 D in.)	18 W x 90 H x 60 D mm (0.7 W x 3.5 H x 2.4 D in.)	17.5W x35 mm DIN rail mount (0.7Wx 1.37 inch)	57 W x 143 H x 18 D mm (2.24 W x 5.63 H x 0.71 D in.)
weight	0.438 kg (0.965 lb)	0.352 kg (0.776 lb)	50 g (1.76 oz)		0.105 kg (0.231 lb)
<b>Power</b>					
Nominal voltage	100 to 277 VAC	100 to 277 VAC	24VDC	230VAC	3.0 VDC
Power Consumption	0.3W	0.3W	<0.24W	0.5W	n/a
<b>Environmental</b>					
Operating Range	0 to 50 °C (32 to 122 °F)	0 to 50 °C (32 to 122 °F)	-5 °C to +45 °C (23 °F to +113 °F)	-10 to 50 °C (14 to 122 °F)	0 to 40 °C (32 to 104 °F)
Humidity	20 to 90 % RH	20 to 90 % RH	5 to 93 % RH	n/a	20 to 90 % RH
<b>Material</b>					
Plastic flame rating	UL94 V-0	UL94 V-0	UL94 V-0	n/a	n/a
IP rating	IP 20	IP 20	IP 20	IP 20	IP 30
Connectors	Yes	Yes	No	No	No
<b>Inputs</b>					
Digital Inputs	4	4	No	No	No
<b>Outputs</b>					
Type of Output	0-10V	DALI	KNX	230V	n/a
Number of outputs	4	4	1	1	0
Power Distribution	no	no	no	Yes	No
<b>Certifications</b>					
FCC	Yes	Yes	no	no	Yes
UL	Yes	Yes	no	no	no
C UL	Yes	Yes	no	no	no
CE	Yes	Yes	Yes	Yes	Yes
WEEE- Directive of EU	Yes	Yes	Yes	Yes	Yes
RoHS	Yes	Yes	Yes	Yes	Yes
RCM	Yes	Yes	No	No	Yes

## SpaceLogic Insight-Sensor

The SpaceLogic™ Insight-Sensor, as part of Connected Room Solutions, is an advanced six-in-one room sensor for occupancy, people count, light, sound, temperature, and humidity sensing in real-time. Unlike traditional demand-controlled ventilation sensors that rely on CO2 levels or programmed schedules, SpaceLogic Insight-Sensor uses real-time discreet people-counting technology. Instead of waiting for room conditions to become uncomfortable, ventilation, informed by the Insight-Sensor, responds dynamically to changes in room occupancy, optimizing room conditions faster and more accurately.

Create more sustainable, flexible, and future-ready buildings with SpaceLogic Insight-Sensors:

- Increase occupant and tenant satisfaction: ensure room environments are optimized for comfort and productivity: temperature, lighting, sound, fresh air supply, and more.
- Reduce energy costs and increase operational efficiency: Heat, cool, light and ventilate spaces only where and when it's needed, based on actual number of people in the room.
- Increase building value: Capture granular room-level energy and well-being analytics required for LEED, WELL, Fitwel, and other certifications.

The Insight-Sensor is a ceiling-mounted sensor that connects to the SpaceLogic RP-C controller natively integrate data with EcoStruxure™ Building Operation building management system platform. This smart building integration not only enables faster, on-demand response to changing room conditions and occupancy, but also makes the data accessible in a single comprehensive view with other building systems, helping to manage, optimize, and improve building performance, reduce energy waste, and increase operational efficiency.



Product	RP-C-EXT-MS-BLE	RP-C-EXT-IS-BLE
Part Number	SXWREMSBLE10001	SXWREISBLE10001
<b>Communications</b>		
Communication Interface	Room Bus	Room Bus
<b>Physical</b>		
Dimensions	97.5 mm (3.84 in.) overall diameter	97.5 mm (3.84 in.) overall diameter
Weight	0.083 kg (0.183 lb)	0.088 kg (0.194 lb) with mounting springs 0.098 kg (0.216 lb) with mounting ring
<b>Power</b>		
Nominal voltage	24 VDC	24 VDC
Room bus power consumption	0.3W	0.35 W
<b>Environmental</b>		
Operating Range	0 to 50 °C (32 to 122 °F)	0 to 50 °C (32 to 122 °F)
Humidity	20 to 90 % RH	20 to 90 % RH
<b>Material</b>		
Plastic flame rating	UL94 V-0	UL94 V-0
IP rating	IP 20	IP 20
Connectors	No	No
<b>Inputs</b>		
Digital inputs	No	No
<b>Outputs</b>		
Type of output	No	No
Number of outputs	0	0
Power distribution	No	No
<b>Certifications</b>		
FCC	Yes	Yes
UL	Yes	Yes
C UL	Yes	Yes
CE	Yes	Yes
WEEE - Directive of the European Union	Yes	Yes
RoHS Directive	Yes	Yes
RCM	Yes	Yes

## Connector accessories for RP Controller Expansion Modules

The following external connectors needed for the expansion modules are available for order in quantities of 50 or 100.

Proposed acc. part number	Wieland Reference	Product Name	Connectors per packet
SXWRPCCONWDI	91.921.2353.0	Digital input Connector	100
SXWRPCCONWWLIGHT2	91.922.3353.0	Light output connector for 0-10V modules without power distribution	100
SXWRPCCONWWLIGHT	91.922.3453.0	Light output connector for DALI modules without power distribution	100
SXWRPCCONWWPOW	91.931.4053.1	Power supply input connector	100
SXWRPCCONWWREL	91.932.4053.1	Relay output connector	100
SXWRPCCONWBLHV	91.942.4053.1	High Voltage blind output connector	50
SXWRPCCONWBLSMI	91.952.4053.1	High Voltage SMI blind output connector	50
SXWRPCCONWBLLV	91.952.4353.0	Low Voltage blind output connector	50
SXWRPCCONWWLIGHTPD	91.952.4453.0	Light output connector for light modules with power distribution	50





# SpaceLogic MP Controllers

Next-generation IP field controllers and accessories extend the reach of EcoStruxure Building's open innovation platform with seamless scalability and flexible topologies that enable data transmission from connected equipment, and enhance the ability to diagnose and resolve issues faster.



## SpaceLogic Controllers - MP-C

MP-C Controller is designed for VAVs and fan coil, heat pump, roof top and air handling units. They feature scalable and flexible topologies that enable data transmission from connected equipment, which enhance the ability to diagnose and resolve issues faster. Also manage commissioning activities conveniently from mobile devices with the EcoStruxure Building Commission Mobile App.



SpaceLogic Controller – MP-C

Note: Screw terminals are prepopulated. Spare is available. See accessories section on page S6.

### SpaceLogic IP Controller MP-C

	MP-C-15A	MP-C-18A	MP-C-18B	MP-C-24A	MP-C-36A
<b>Part Number</b>	SXWMPC15A10001	SXWMPC18A10001	SXWMPC18B10001	SXWMPC24A10001	SXWMPC36A10001
<b>Other Models</b>	MP-C-15A-SMK	MP-C-18A-SMK	MP-C-18B-SMK	MP-C-24A-SMK	MP-C-36A-SMK
<b>Part Number (UL-864 Smoke Control)</b>	SXWMPC15A1S001	SXWMPC18A1S001	SXWMPC18B1S001	SXWMPC24A1S001	SXWMPC36A1S001
<b>Communications</b>					
<b>Communication Interface</b>	BACnet/IP, BTL B-AAC	BACnet/IP, BTL B-AAC	BACnet/IP, BTL B-AAC	BACnet/IP, BTL B-AAC	BACnet/IP, BTL B-AAC
<b>Software</b>					
<b>Programability</b>	Function Block/Script Programmable	Function Block/Script Programmable	Function Block/Script Programmable	Function Block/Script Programmable	Function Block/Script Programmable
<b>Physical</b>					
<b>Dimensions</b>	153 W x 110 H x 64 D mm (6.0 W x 4.3 H x 2.5 D in.)	153 W x 110 H x 64 D mm (6.0 W x 4.3 H x 2.5 D in.)	153 W x 110 H x 64 D mm (6.0 W x 4.3 H x 2.5 D in.)	234 W x 110 H x 64 D mm (9.2 W x 4.3 H x 2.5 D in.)	234 W x 110 H x 64 D mm (9.2 W x 4.3 H x 2.5 D in.)
<b>Weight (including terminal blocks)</b>	0.358 kg (0.789 lb)	0.371 kg (0.818 lb)	0.361 kg (0.796 lb)	0.495 kg (1.091 lb)	0.547 kg (1.206 lb)
<b>Power</b>					
<b>Power</b>	24 VAC/DC	24 VAC/DC	24 VAC/DC	24 VAC/DC	24 VAC/DC
<b>Consumption</b>	12 W	12 W	12 W	15 W	18 W
<b>Environmental</b>					
<b>Operating Range<sup>6</sup></b>	0°C to 50°C (32°F to 122°F) 0-95% RH (non-condensing) -40°C to 60°C (-40°F to 140°F) for rooftop	0°C to 50°C (32°F to 122°F) 0-95% RH (non-condensing) -40°C to 60°C (-40°F to 140°F) for rooftop	0°C to 50°C (32°F to 122°F) 0-95% RH (non-condensing) -40°C to 60°C (-40°F to 140°F) for rooftop	0°C to 50°C (32°F to 122°F) 0-95% RH (non-condensing) -40°C to 60°C (-40°F to 140°F) for rooftop	0°C to 50°C (32°F to 122°F) 0-95% RH (non-condensing) -40°C to 60°C (-40°F to 140°F) for rooftop
<b>CPU Internals</b>					
<b>CPU</b>	ARM Cortex-A7 dual-core	ARM Cortex-A7 dual-core	ARM Cortex-A7 dual-core	ARM Cortex-A7 dual-core	ARM Cortex-A7 dual-core
<b>Memory</b>	128 MB (DDR3 SDRAM)	128 MB (DDR3 SDRAM)	128 MB (DDR3 SDRAM)	128 MB (DDR3 SDRAM)	128 MB (DDR3 SDRAM)
<b>Battery</b>	No	No	No	No	No
<b>Real time clock</b>	Yes -7 days minimum	Yes -7 days minimum	Yes -7 days minimum	Yes -7 days minimum	Yes -7 days minimum
<b>External Features</b>					
<b>Enclosure rating</b>	Eco Friendly ABS/PC, UL94 5V, IP 20 (<12.5 mm protection)	Eco Friendly ABS/PC, UL94 5V, IP 20 (<12.5 mm protection)	Eco Friendly ABS/PC, UL94 5V, IP 20 (<12.5 mm protection)	Eco Friendly ABS/PC, UL94 5V, IP 20 (<12.5 mm protection)	Eco Friendly ABS/PC, UL94 5V, IP 20 (<12.5 mm protection)
<b>HOA Switches (DO/AO)</b>	Add-On (see accessories)	Add-On (see accessories)	Add-On (see accessories)	Add-On (see accessories)	Add-On (see accessories)
<b>Manual Override of Outputs</b>	Yes	Yes	Yes	Yes	Yes
<b>Digital Status LEDs</b>	Yes	Yes	Yes	Yes	Yes
<b>Intelligent Sensors</b>	SpaceLogic Living Space sensors	SpaceLogic Living Space sensors	SpaceLogic Living Space sensors	SpaceLogic Living Space sensors	SpaceLogic Living Space sensors
<b>Sensor Bus</b>	Yes	Yes	Yes	Yes	Yes
<b>Terminals</b>					
<b>I/O terminals</b>	Two-piece terminal	Two-piece terminal	Two-piece terminal	Two-piece terminal	Two-piece terminal
<b>External Enclosure/Mounting</b>					
<b>Mounting</b>	DIN-rail or wall mount	DIN-rail or wall mount	DIN-rail or wall mount	DIN-rail or wall mount	DIN-rail or wall mount
<b>Certifications</b>					
<b>BTL</b>	Yes	Yes	Yes	Yes	Yes
<b>FCC</b>	47 CFR § 15, Class B (Emission)	47 CFR § 15, Class B (Emission)	47 CFR § 15, Class B (Emission)	47 CFR § 15, Class B (Emission)	47 CFR § 15, Class B (Emission)
<b>REACH</b>	Yes	Yes	Yes	Yes	Yes
<b>Innovation, Science and Economic Development Canada (ISED)</b>	Class B (Emission)	Class B (Emission)	Class B (Emission)	Class B (Emission)	Class B (Emission)
<b>UL</b>	UL-916 (Energy Management Equipment)	UL-916 (Energy Management Equipment)	UL-916 (Energy Management Equipment)	UL-916 (Energy Management Equipment)	UL-916 (Energy Management Equipment)
<b>C-UL US</b>	Yes	Yes	Yes	Yes	Yes
<b>CE - EU</b>	Yes	Yes	Yes	Yes	Yes
<b>WEEE - Directive of the European Union</b>	Yes	Yes	Yes	Yes	Yes
<b>RoHS Directive</b>	Yes	Yes	Yes	Yes	Yes
<b>RCM</b>	Yes	Yes	Yes	Yes	Yes
<b>US Patent</b>					

SpaceLogic Controllers MP-C and MP-V conform to the BACnet® Advanced Application Controller (B-AAC) profile. Refer to BACnet International's site, BTL Listing of Tested Product page for up-to-date details on BTL certifications for product version. EcoStruxure solution installations or BMS transitions requiring UL-864 certifications must use the SpaceLogic Controller MP-C-xxx-SMK (listed above).

## SpaceLogic Controllers - MP-V

SpaceLogic MP-V is a multi-purpose, fully programmable, IP-based field controller for VAV cooling and heating applications. MP-V integrates a controller, a damper actuator, and an airflow sensor in a single compact package for ease of installation.

MP-V can either be used as a standalone BACnet/IP field controller or as part of an EcoStruxure BMS with a SpaceLogic AS-P or AS-B server or an Enterprise Server as the parent server.



Note: Screw terminals are prepopulated. Spare is available. See accessories section on page S6.

	MP-V-7A	MP-V-7B	MP-V-9A	MP-V-9B
<b>Part Number</b>	<b>SXWMPV7AX10001</b>	<b>SXWMPV7AX10002</b>	<b>SXWMPV9AX10001</b>	<b>SXWMPV9AX10002</b>
<b>Other Models</b>	MP-V-7A-SMK	MP-V-7A-SMK	MP-V-9A-SMK	MP-V-9A-SMK
<b>Part Number (UL-864 Smoke Control)</b>	SXWMPV7AX1S001	SXWMPV7AX1S001	SXWMPV9AX1S001	SXWMPV9AX1S001
<b>Communications</b>				
<b>Communication Interface</b>	BACnet/IP, BTL B-AAC	BACnet MS/TP, BACnet/IP, BTL B-AAC	BACnet/IP, BTL B-AAC	BACnet MS/TP, BACnet/IP, BTL B-AAC
<b>Software</b>				
<b>Programability</b>	Function Block/Script Programmable	Function Block/Script Programmable	Function Block/Script Programmable	Function Block/Script Programmable
<b>Physical</b>				
<b>Dimensions</b>	161 W x 198 H x 63 D mm (6.3 W x 7.8 H x 2.5 D in.)	161 W x 198 H x 63 D mm (6.3 W x 7.8 H x 2.5 D in.)	161 W x 198 H x 63 D mm (6.3 W x 7.8 H x 2.5 D in.)	161 W x 198 H x 63 D mm (6.3 W x 7.8 H x 2.5 D in.)
<b>Weight (including baseplate)</b>	1.13 kg (2.5 lb)	1.13 kg (2.5 lb)	1.13 kg (2.5 lb)	1.13 kg (2.5 lb)
<b>Power</b>				
<b>Power</b>	24 VAC	24 VAC	24 VAC	24 VAC
<b>Consumption</b>	21 VA	21 VA	22 VA	22 VA
<b>Environmental</b>				
<b>Operating Range</b>	0°C to 50°C (32°F to 122°F) 0-95% RH (non-condensing)	0°C to 50°C (32°F to 122°F) 0-95% RH (non-condensing)	0°C to 50°C (32°F to 122°F) 0-95% RH (non-condensing)	0°C to 50°C (32°F to 122°F) 0-95% RH (non-condensing)
<b>CPU Internals</b>				
<b>CPU</b>	ARM Cortex-A7 dual-core	ARM Cortex-A7 dual-core	ARM Cortex-A7 dual-core	ARM Cortex-A7 dual-core
<b>Memory</b>	128 MB (DDR3 SDRAM)	128 MB (DDR3 SDRAM)	128 MB (DDR3 SDRAM)	128 MB (DDR3 SDRAM)
<b>Battery</b>	No	No	No	No
<b>Real time clock</b>	Yes -7 days minimum	Yes -7 days minimum	Yes -7 days minimum	Yes -7 days minimum
<b>External Features</b>				
<b>Enclosure rating</b>	Eco Friendly ABS/PC, UL94 V-0, IP 20 (<12.5 mm protection), Plenum Rated	Eco Friendly ABS/PC, UL94 V-0, IP 20 (<12.5 mm protection), Plenum Rated	Eco Friendly ABS/PC, UL94 V-0, IP 20 (<12.5 mm protection), Plenum Rated	Eco Friendly ABS/PC, UL94 V-0, IP 20 (<12.5 mm protection), Plenum Rated
<b>HOA Switches (DO/AO)</b>	N/A	N/A	N/A	N/A
<b>Manual Override of Outputs</b>	Yes	Yes	Yes	Yes
<b>Digital Status LEDs</b>	Yes	Yes	Yes	Yes
<b>Sensor Bus</b>	Yes	Yes	Yes	Yes
<b>Terminals</b>				
<b>I/O Expansion</b>	No	No	No	No
<b>External Enclosure/ Mounting</b>				
<b>Mounting</b>	wall mount	wall mount	wall mount	wall mount
<b>Certifications</b>				
<b>BTL</b>	Yes	Yes	Yes	Yes
<b>FCC</b>	47 CFR § 15, Class B (Emission)	47 CFR § 15, Class B (Emission)	47 CFR § 15, Class B (Emission)	47 CFR § 15, Class B (Emission)
<b>REACH</b>	Yes	Yes	Yes	Yes
<b>Innovation, Science and Economic Development Canada (ISED)</b>	Class B (Emission)	Class B (Emission)	Class B (Emission)	Class B (Emission)
<b>UL</b>	UL-916 (Energy Management Equipment)	UL-916 (Energy Management Equipment)	UL-916 (Energy Management Equipment)	UL-916 (Energy Management Equipment)
<b>UL-864</b>	Yes	Yes	Yes	Yes
<b>C-UL US</b>	Yes	Yes	Yes	Yes
<b>CE - EU</b>	Yes	Yes	Yes	Yes
<b>WEEE - Directive of the European Union</b>	Yes	Yes	Yes	Yes
<b>RoHS Directive</b>	Yes	Yes	Yes	Yes
<b>RCM</b>	Yes	Yes	Yes	Yes
<b>US Patent</b>				

SpaceLogic Controllers MP-C and MP-V conform to the BACnet® Advanced Application Controller (B-AAC) profile. Refer to BACnet International's site, BTL Listing of Tested Product page for up-to-date details on BTL certifications for product version. EcoStruxure solution installations or BMS transitions requiring UL-864 certifications must use the SpaceLogic Controller MP-V-xx-SMK (listed above).

## SpaceLogic Controllers MP-C – Inputs and Outputs

	MP-C-15A	MP-C-18A	MP-C-18B	MP-C-24A	MP-C-36A
<b>Part Number</b>	SXWMPC15A10001	SXWMPC18A10001	SXWMPC18B10001	SXWMPC24A10001	SXWMPC36A10001
<b>Other Models</b>	MP-C-15A-SMK	MP-C-18A-SMK	MP-C-18B-SMK	MP-C-24A-SMK	MP-C-36A-SMK
<b>Part Number (UL-864 Smoke Control)</b>	SXWMPC15A1S001	SXWMPC18A1S001	SXWMPC18B1S001	SXWMPC24A1S001	SXWMPC36A1S001
<b>Universal Inputs/Outputs</b>	8-Ub	10-Ub	10-Ub	16-Ub, 4Uc	20-Ub, 8Uc
<b>Digital Input</b>	Ub	Ub	Ub	Ub/Uc	Ub/Uc
<b>Counter Input</b>	Ub	Ub	Ub	Ub/Uc	Ub/Uc
<b>Supervised Input</b>	Ub	Ub	Ub	Ub/Uc	Ub/Uc
<b>Voltage Input - (0-10V)</b>	Ub	Ub	Ub	Ub/Uc	Ub/Uc
<b>Resistive Input</b>	Ub	Ub	Ub	Ub/Uc	Ub/Uc
<b>Thermistor Input - 10k</b>	Ub	Ub	Ub	Ub/Uc	Ub/Uc
<b>Thermistor Input - 1.8k</b>	Ub	Ub	Ub	Ub/Uc	Ub/Uc
<b>Thermistor Input - 1k</b>	Ub	Ub	Ub	Ub/Uc	Ub/Uc
<b>Thermistor Input - 20k</b>	Ub	Ub	Ub	Ub/Uc	Ub/Uc
<b>Thermistor Input - 2.2k</b>	Ub	Ub	Ub	Ub/Uc	Ub/Uc
<b>RTD Temp Input - Pt100</b>					
<b>RTD Temp Input - Pt1000</b>	Ub	Ub	Ub	Ub/Uc	Ub/Uc
<b>RTD Temp Input - Ni1000</b>	Ub	Ub	Ub	Ub/Uc	Ub/Uc
<b>RTD Temp Input - LG-Ni1000</b>	Ub	Ub	Ub	Ub/Uc	Ub/Uc
<b>Voltage Output (0-10V)</b>	Ub	Ub	Ub	Ub/Uc	Ub/Uc
<b>Current Output (0-20mA)</b>				Uc	Uc
<b>Digital Outputs</b>	7	8	8	4	8
<b>Form A Relay, SPST</b>		3		4	8
<b>Form C Relay, SPDT</b>					
<b>Triac</b>	6	4	8		
<b>Form A High Power Relay, SPST</b>	1	1			

Key: Ub – Universal Type B, Uc – Universal Type C

## SpaceLogic Controllers MP-V – Inputs and Outputs

	MP-V-7A	MP-V-9A
<b>Part Number</b>	SXWMPV7AX10001	SXWMPV9AX10001
<b>Other Models</b>	MP-V-7A-SMK	MP-V-9A-SMK
<b>Part Number (UL-864 Smoke Control)</b>	SXWMPV7AX1S001	SXWMPV9AX1S001
<b>Universal Inputs</b>	3	4
<b>Digital Input</b>	Yes	Yes
<b>Counter Input</b>	Yes	Yes
<b>Supervised Input</b>	Yes	Yes
<b>Voltage Input - (0-10V)</b>	Yes	Yes
<b>Resistive Input</b>	Yes	Yes
<b>Thermistor Input - 10k</b>	Yes	Yes
<b>Thermistor Input - 1.8k</b>	Yes	Yes
<b>Thermistor Input - 1k</b>	Yes	Yes
<b>Thermistor Input - 20k</b>	Yes	Yes
<b>Thermistor Input - 2.2k</b>	Yes	Yes
<b>RTD Temp Input - Pt100</b>		
<b>RTD Temp Input - Pt1000</b>	Yes	Yes
<b>RTD Temp Input - Ni1000</b>	Yes	Yes
<b>RTD Temp Input - LG-Ni1000</b>	Yes	Yes
<b>Voltage Output (0-10V)</b>	Yes	Yes
<b>Current Output (0-20mA)</b>		
<b>Damper Position Feedback</b>	Yes	Yes
<b>Velocity Pressure Sensor</b>	Yes	Yes
<b>Digital Output</b>	3	3
<b>Form C Relay, SPDT</b>		
<b>Triac</b>	Yes	Yes
<b>Form A High Power Relay, SPST</b>		
<b>Analog Output</b>	1	2
<b>Voltage outputs (0-10 VDC)</b>	Yes	Yes
<b>Current Output (0-20 mA)</b>	Yes	Yes
<b>Damper Outputs</b>		
<b>Form K, Triac Voltage</b>	Yes	Yes

## SpaceLogic Controllers - IP-IO

As a network level IO resource the IP-IO Series is capable of sharing its local IO resources across one or multiple SpaceLogic Controllers or EcoStruxure Building Edge Servers over BACnet network.



Note: Screw terminals are prepopulated. Spare is available. See accessories section on page S6.

	IP-IO-DI10	IP-IO-UIO10	IP-IO-UIO5DOFA4
<b>Part Number</b>	<b>SXWIPIOAA10001</b>	<b>SXWIPIOBA10001</b>	<b>SXWIPIOCA10001</b>
<b>Other Models</b>	IP-IO-DI10-SMK	IP-IO-UIO10-SMK	IP-IO-UIO5DOFA4-SMK
<b>Part Number (UL-864 Smoke Control)</b>	SXWIPIOAA1S001	SXWIPIOBA1S001	SXWIPIOCA1S001
<b>Communications</b>			
<b>Communication Interface</b>	BACnet/IP, BTL B-AAC	BACnet/IP, BTL B-AAC	BACnet/IP, BTL B-AAC
<b>Physical</b>			
<b>Dimensions</b>	153 W x 110 H x 64 D mm (6.0 W x 4.3 H x 2.5 D in.)	153 W x 110 H x 64 D mm (6.0 W x 4.3 H x 2.5 D in.)	153 W x 110 H x 64 D mm (6.0 W x 4.3 H x 2.5 D in.)
<b>Weight (including terminal blocks)</b>	0.358 kg (0.789 lb)	0.358 kg (0.789 lb)	0.358 kg (0.789 lb)
<b>Power</b>			
<b>Power</b>	24 VAC/DC	24 VAC/DC	24 VAC/DC
<b>Consumption</b>	9 W	9 W	9 W
<b>Environmental</b>			
<b>Operating Range6</b>	0°C to 50°C (32°F to 122°F) 0-95% RH (non-condensing) -40°C to 60°C (-40°F to 140°F) for rooftop	0°C to 50°C (32°F to 122°F) 0-95% RH (non-condensing) -40°C to 60°C (-40°F to 140°F) for rooftop	0°C to 50°C (32°F to 122°F) 0-95% RH (non-condensing) -40°C to 60°C (-40°F to 140°F) for rooftop
<b>CPU Internals</b>			
<b>CPU</b>	ARM Cortex-A7 dual-core	ARM Cortex-A7 dual-core	ARM Cortex-A7 dual-core
<b>Memory</b>	128 MB (DDR3 SDRAM)	128 MB (DDR3 SDRAM)	128 MB (DDR3 SDRAM)
<b>Battery</b>	No	No	No
<b>Real time clock</b>	Yes -7 days minimum	Yes -7 days minimum	Yes -7 days minimum
<b>External Features</b>			
<b>Enclosure rating</b>	Eco Friendly ABS/PC, UL94 5V, IP 20 (<12.5 mm protection)	Eco Friendly ABS/PC, UL94 5V, IP 20 (<12.5 mm protection)	Eco Friendly ABS/PC, UL94 5V, IP 20 (<12.5 mm protection)
<b>Add-on HOA / Display</b>	Add-On (see accessories)	Add-On (see accessories)	Add-On (see accessories)
<b>Manual Override of Outputs</b>	N/A	Yes	Yes
<b>Digital Status LEDs</b>	Yes	Yes	Yes
<b>Intelligent Sensors</b>	No	No	No
<b>Sensor Bus</b>	No	No	No
<b>Terminals</b>			
<b>I/O terminals</b>	Two-piece terminal	Two-piece terminal	Two-piece terminal
<b>External Enclosure/Mounting</b>			
<b>Mounting</b>	DIN-rail or wall mount	DIN-rail or wall mount	DIN-rail or wall mount
<b>Certifications</b>			
<b>BTL</b>	Yes	Yes	Yes
<b>FCC</b>	47 CFR § 15, Class B (Emission)	47 CFR § 15, Class B (Emission)	47 CFR § 15, Class B (Emission)
<b>REACH</b>	Yes	Yes	Yes
<b>Innovation, Science and Economic Development Canada (ISED)</b>	Class B (Emission)	Class B (Emission)	Class B (Emission)
<b>UL</b>	UL-916 (Energy Management Equipment)	UL-916 (Energy Management Equipment)	UL-916 (Energy Management Equipment)
<b>C-UL US</b>	Yes	Yes	Yes
<b>CE - EU</b>	Yes	Yes	Yes
<b>WEEE - Directive of the European Union</b>	Yes	Yes	Yes
<b>RoHS Directive</b>	Yes	Yes	Yes
<b>RCM</b>	Yes	Yes	Yes
<b>US Patent</b>			

SpaceLogic Controllers - IP-IO Series is pending certification of the BACnet Application Specific Controller (B-ASC) profile, Refer to BACnet International's site, BTL Listing of Tested Product page for up-to-date details on BTL certifications for product version.

## SpaceLogic IP Controllers (continued)

### SpaceLogic Controllers IP-IO – Inputs and Outputs

	IP-IO-DI10	IP-IO-UIO10	IP-IO-UIO5DOFA4
<b>Part Number</b>	<b>SXWIPIOAA10001</b>	<b>SXWIPIOBA10001</b>	<b>SXWIPIOCA10001</b>
Other Models	IP-IO-DI10-SMK	IP-IO-UIO10-SMK	IP-IO-UIO5DOFA4-SMK
<b>Part Number (UL-864 Smoke Control)</b>	<b>SXWIPIOAA1S001</b>	<b>SXWIPIOBA1S001</b>	<b>SXWIPIOCA1S001</b>
<b>Digital Inputs</b>	10		
<b>Universal Inputs/Outputs</b>		10-Ub	5-Ub
<b>Digital Input</b>		Ub	Ub
<b>Counter Input</b>		Ub	Ub
<b>Supervised Input</b>		Ub	Ub
<b>Voltage Input - 0-10V</b>		Ub	Ub
<b>Resistive Input</b>		Ub	Ub
<b>Thermistor Input - 10k</b>		Ub	Ub
<b>Thermistor Input - 1.8k</b>		Ub	Ub
<b>Thermistor Input - 1k</b>		Ub	Ub
<b>Thermistor Input - 20k</b>		Ub	Ub
<b>Thermistor Input - 2.2k</b>		Ub	Ub
<b>RTD Temp Input - Pt100</b>			
<b>RTD Temp Input - Pt1000</b>		Ub	Ub
<b>RTD Temp Input - Ni1000</b>			
<b>RTD Temp Input - LG Ni1000</b>		Ub	Ub
<b>Voltage Output 0-10V</b>		Ub	Ub
<b>Current Output 0-20mA</b>			
<b>Digital Outputs</b>			4
<b>Form A Relay, SPST</b>			3
<b>Form C Relay, SPDT</b>			
<b>Triac</b>			
<b>Form A High Power Relay, SPST</b>			1

Key: Ub – Universal Type B, Uc – Universal Type C

## SpaceLogic IP Controllers (continued)

### SpaceLogic IP Controllers – Accessories

The following accessories are available for the SpaceLogic Controllers.

Part Number	Product Name	Description
<b>SXWMPCDSP10001</b>	MP-C DISPLAY	MP-C override display module
<b>SXWDINEND10001</b>	DIN-RAIL-CLIP	DIN-rail end clip, package of 25 pieces
<b>SXWMPVCON10001</b>	MP-V Connector Kit	Spare screw terminals for all MP-V models
<b>SXWMPCCON10001</b>	MP-C Connector Kit	Spare screw terminals for all MP-C models
<b>SXWBTAECXX10001</b>	eCommission Bluetooth Adapter	



MP-C DISPLAY



DIN-RAIL-CLIP



SXWMPCCON10001



SXWMPVCON10001

\*Touch Display supports user access to the following settings: HVAC mode (Cooling/Heating/Auto), Setpoint adjust, Override and Fan (On/Off/Auto)



## SpaceLogic Controllers – Accessories (continued)

### Actassi Structured Cabling Solution

Actassi connectivity work seamlessly with SpaceLogic Controllers. Get simple installation and ease of engineering deployment with a single source for BMS and network cabling needs. These physical network infrastructure solutions offer reliable and scalable IP backbone that enable a responsive BMS network.

Part number	Region	Description (system)
<b>Global</b>		
ACTPG6TLU001	Global	Cat 6 field-term plug, UTP
ACTPG6PTU100	Global	Cat 6 pass-through plug, UTP, 100-pack
ACTTLCPT	Global	Actassi crimping tool
ACTPG5EPTU100	Global	Cat 5e pass-through plug, UTP, 100-pack
<b>AMER</b>		
ACT4P6UCP1ARXGR	AMER	Cat 6 cable, UTP, 1000 ft (305 m), CMP, green
ACTPC6UBCP30AGR	AMER	Cat 6 patch cord, UTP, 30 ft (9 m), CMP, green
ACTPC6UBCP50AGR	AMER	Cat 6 patch cord, UTP, 50 ft (15 m), CMP, green
ACTPC6UBCP70AGR	AMER	Cat 6 patch cord, UTP, 70 ft (21 m), CMP, green
ACTPC6UBCP90AGR	AMER	Cat 6 patch cord, UTP, 90 ft (27 m), CMP, green
ACT4P5EUCP1ARXGR	AMER	Cat 5e cable, UTP, 1000 ft (305 m), CMP, green
ACTPC5EUBCP30AGR	AMER	Cat 5e patch cord, UTP, 30 ft (9 m), CMP, green
ACTPC5EUBCP50AGR	AMER	Cat 5e patch cord, UTP, 50 ft (15 m), CMP, green
ACTPC5EUBCP70AGR	AMER	Cat 5e patch cord, UTP, 70 ft (21 m), CMP, green
ACTPC5EUBCP90AGR	AMER	Cat 5e patch cord, UTP, 90 ft (27 m), CMP, green
<b>EMEA</b>		
VDICD116118	EMEA	Cat 6 cable, UTP, 305 m (1000 ft), Euroclass D, green
ACTPC6UBLS100GR	EMEA	Cat 6 patch cord, UTP, 10 m (32 ft), LSZH, green
ACTPC6UBLS150GR	EMEA	Cat 6 patch cord, UTP, 15 m (49 ft), LSZH, green
ACTPC6UBLS200GR	EMEA	Cat 6 patch cord, UTP, 20 m (65 ft), LSZH, green
ACTPC6UBLS250GR	EMEA	Cat 6 patch cord, UTP, 25 m (82 ft), LSZH, green
VDICD115118	EMEA	Cat 5e cable, UTP, 305 m (1000 ft), Euroclass D, green
ACTPC5EUBLS100GR	EMEA	Cat 5e patch cord, UTP, 10 m (32 ft), LSZH, green
ACTPC5EUBLS150GR	EMEA	Cat 5e patch cord, UTP, 15 m (49 ft), LSZH, green
ACTPC5EUBLS200GR	EMEA	Cat 5e patch cord, UTP, 20 m (65 ft), LSZH, green
ACTPC5EUBLS250GR	EMEA	Cat 5e patch cord, UTP, 25 m (82 ft), LSZH, green
<b>PACIFIC</b>		
ACT4P6UCM3RBGR	PACIFIC	Cat 6 cable, UTP, 305 m (1000 ft), PVC, green
ACTPC6UBCM100GR	PACIFIC	Cat 6 patch lead, UTP, 10 m (32 ft), PVC, green
ACTPC6UBCM150GR	PACIFIC	Cat 6 patch lead, UTP, 15 m (49 ft), PVC, green
ACTPC6UBCM200GR	PACIFIC	Cat 6 patch lead, UTP, 20 m (65 ft), PVC, green
ACTPC6UBCM250GR	PACIFIC	Cat 6 patch lead, UTP, 25 m (82 ft), PVC, green
ACT4P5EUCM3RBGR	PACIFIC	Cat 5e cable, UTP, 305 m (1000 ft), PVC, green
ACTPC5EUBCM100GR	PACIFIC	Cat 5e patch lead, UTP, 10 m (32 ft), PVC, green
ACTPC5EUBCM150GR	PACIFIC	Cat 5e patch lead, UTP, 15 m (49 ft), PVC, green
ACTPC5EUBCM200GR	PACIFIC	Cat 5e patch lead, UTP, 20 m (65 ft), PVC, green
ACTPC5EUBCM250GR	PACIFIC	Cat 5e patch lead, UTP, 25 m (82 ft), PVC, green



a) Abbreviations: UTP (Unshielded Twisted Pair), CMP (Plenum-rated cable),

# SpaceLogic Living Space Sensors

### SpaceLogic Living Space Sensors

Communicating sensors for SpaceLogic IP Controllers with the EcoStruxure Building Operation user interface. These sensors use an RJ-45 sensor bus that provides communication and power from the controller. For quick installation, up to four SpaceLogic sensors may be connected to each IP controller through the RJ-45 sensor bus using Cat 5/6 cable (22 to 26 AWG). A Bluetooth® adapter is available for commissioning and service. It is temporarily connected to installed communicating sensors and allows for quick setup and configuration. The Bluetooth adapter communicates to upload devices (smart phone, laptop, table, etc.) with the Living Space Sensor EcoStruxure Building Operation app installed via USB or Bluetooth communications. These sensors support light, blind and scene control when used with Connected Room Solutions.

SpaceLogic Living Space Sensors are modular and ordered in two parts: the sensor base and the cover. Four SpaceLogic communicating sensor base models are available that can be paired with any SpaceLogic cover model. CO<sub>2</sub>, Relative Humidity, and Temperature sensor base options provide an efficient, cost effective solution for living space air quality and comfort needs. Covers are available with a 61 mm (2.4") backlit color touchscreen and a three button non-display version for override and setpoint. Blank covers with no user interface are also available. All modular cover variants are available with and without passive infrared occupancy sensors.

Two complete sensor/cover combination model types are available:


- Temperature-only with LCD display. Communicating with three button cover. This is a low cost temperature sensor with a basic display.
- A two-wire, resistive-only, non-communicating temperature sensor is offered for a low cost conformance part. This uses an I/O port on the controller.

Combination models come with a sensor base and cover, and are available in White Optimum, Black Optimum or medium White Matte finishes. Combination units have the same form factor as the modular sensor bases and covers of the same housing type. (Combination units will not work with other covers.) Sensors measure the levels of CO<sub>2</sub> (if equipped), RH (if equipped), and temperature of air in a living space application. The CO<sub>2</sub> sensor operates within accuracy specifications for an interval of two years and can be field calibrated.

Find more information and part numbers on The EcoXpert Exchange: <https://ecobuilding.schneider-electric.com/field-devices/sensors>



### EcoStruxure Building Commission Mobile App







# EasyLogic Solutions

Explore the cost-effective solution that meets unique needs of the basic building architectures



## EasyLogic RP-C Controller

EasyLogic RP-C is a room-purpose, fully programmable, BACnetMS/TP based field controller that suits a wide range of HVAC applications. The RP-C can either be used as a standalone field controller or as part of an EcoStruxure BMS with a SpaceLogic AS-P or AS-B server or an Enterprise Server as the parent server.



RP-C-12A-M-24V\_EasyLogic



RP-C-12B-M-24V\_EasyLogic



RP-C-16A-M-24V\_EasyLogic

	RP-C-12A-M-24V	RP-C-12B-M-24V	RP-C-16A-M-24V
<b>Part Number</b>	SXWRCF12AM10001	SXWRCF12BM10001	SXWRCF16AM10001
<b>Communications</b>			
<b>Communication Interface</b>	BACnet MS/TP, BTL B-AAC	BACnet MS/TP, BTL B-AAC	BACnet MS/TP, BTL B-AAC
<b>Software</b>			
<b>Programmability</b>	Function Block/Script Programmable	Function Block/Script Programmable	Function Block/Script Programmable
<b>Physical</b>			
<b>Dimensions</b>	180 W x 110 H x 64 D mm (7.1 W x 4.3 H x 2.5 D in.)	180 W x 110 H x 64 D mm (7.1 W x 4.3 H x 2.5 D in.)	180 W x 110 H x 64 D mm (7.1 W x 4.3 H x 2.5 D in.)
<b>Weight (including terminal blocks)</b>	0.335 kg (0.741 lb)	0.358 kg (0.789 lb)	0.360 kg (0.789 lb)
<b>Power</b>			
<b>Power</b>	24 VAC	24 VAC	24 VAC
<b>Consumption</b>	14 VA	14 VA	14 VA
<b>Environmental</b>			
<b>Operating Range</b>	0 to 50 °C (32 to 122 °F)	0 to 50 °C (32 to 122 °F)	0 to 50 °C (32 to 122 °F)
<b>Internals</b>			
<b>CPU</b>	ARM Cortex-A7 single-core	ARM Cortex-A7 single-core	ARM Cortex-A7 single-core
<b>Battery</b>	No	No	No
<b>Real-time clock</b>	No	No	Yes
<b>External Features</b>			
<b>Enclosure rating</b>	UL94 V-0	UL94 V-0	UL94 V-0
<b>Manual Override of Outputs</b>	No	No	No
<b>Optional cover</b>	Yes	Yes	Yes
<b>Intelligent Sensors</b>	Yes, SpaceLogic and EasyLogic Living Space Sensors	Yes, SpaceLogic and EasyLogic Living Space Sensors	Yes, SpaceLogic and EasyLogic Living Space Sensors
<b>Sensor Bus or Modbus RTU</b>	Yes	Yes	Yes
<b>Room Bus</b>	No	No	No
<b>Terminals</b>			
<b>I/O terminals</b>	Screw terminals	Screw terminals	Screw terminals
<b>External Enclosure/Mounting</b>			
<b>Mounting</b>	DIN rail or flat surface	DIN rail or flat surface	DIN rail or flat surface
<b>Certifications</b>			
<b>BTL</b>	Yes	Yes	Yes
<b>FCC</b>	Yes, FCC Part 15, Sub-part B, Class B	Yes, FCC Part 15, Sub-part B, Class B	Yes, FCC Part 15, Sub-part B, Class B
<b>REACH</b>	No	No	No
<b>Innovation, Science and Economic Development Canada (ISED)</b>	No	No	No
<b>UL</b>	UL 916, UL 2043	UL 916, UL 2043	UL 916, UL 2043
<b>C-UL US</b>	Yes	Yes	Yes
<b>CE - EU</b>	Yes	Yes	Yes
<b>WEEE - Directive of the European Union</b>	Yes	Yes	Yes
<b>RoHS Directive</b>	Yes	Yes	Yes
<b>RCM</b>	Yes	Yes	Yes
<b>eu.bac</b>	No	No	No

See the BTL Product Catalog for up-to-date details on BTL listed firmware revisions on BACnet International's home page.



## EasyLogic RP-V Controller

EasyLogic RP-V-5C-M is a room-purpose, fully programmable, BACnet MS/TP based field controller dedicated for VAV cooling and Heating applications. The RP-V integrates a controller, a damper actuator, and an airflow sensor in a single compact package for ease of installation. The RP-V can either be used as a standalone field controller or as part of an EcoStruxure BMS with a SpaceLogic AS-P or AS-B server or an Enterprise Server as the parent server.




EasyLogic\_RP-V-5C-M

RP-V-5C-M	
<b>Part Number</b>	SXWRPV5CM10001
<b>Communications</b>	
<b>Communication Interface</b>	BACnet MS/TP, BTL B-AAC
<b>Software</b>	
<b>Programmability</b>	Function Block/Script Programmable
<b>Physical</b>	
<b>Dimensions</b>	168 W x 201 H x 65 D mm (6.6 W x 7.9 H x 2.6 D in.)
<b>Weight (including terminal blocks)</b>	0.972 kg (2.143 lb)
<b>Power</b>	
<b>Power</b>	24 VAC
<b>Consumption</b>	11 VA
<b>Environmental</b>	
<b>Operating Range</b>	0 to 50 °C (32 to 122 °F)
<b>Internals</b>	
<b>CPU</b>	ARM Cortex-A7 single-core
<b>Battery</b>	No
<b>Real-time clock</b>	No
<b>External Features</b>	
<b>Enclosure rating</b>	UL94 V-0
<b>Manual Override of Outputs</b>	Yes, push-button clutch release
<b>Optional cover</b>	No
<b>Intelligent Sensors</b>	Yes, SpaceLogic and EasyLogic Living Space Sensors
<b>Sensor Bus or Modbus RTU</b>	Yes
<b>Room Bus</b>	No
<b>Terminals</b>	
<b>I/O terminals</b>	Screw terminals
<b>External Enclosure/Mounting</b>	
<b>Mounting</b>	Over the damper shaft
<b>Certifications</b>	
<b>BTL</b>	Yes
<b>FCC</b>	FCC Part 15, Sub-part B, Class B
<b>REACH</b>	No
<b>Innovation, Science and Economic Development Canada (ISED)</b>	No
<b>UL</b>	UL 916, UL 2043
<b>C-UL US</b>	Yes
<b>CE - EU</b>	Yes
<b>WEEE - Directive of the European Union</b>	Yes
<b>RoHS Directive</b>	Yes
<b>RCM</b>	Yes
<b>eu.bac</b>	No


See the BTL Product Catalog for up-to-date details on BTL listed firmware revisions on BACnet International's home page.

## EasyLogic MP-C Controller

EasyLogic MP-C is a multi-purpose, fully programmable, BACnet MS/TP based field controller. The MP-C models offer a flexible mix of I/O point types that suit a wide range of HVAC applications. MP-C can either be used as a standalone field controller or as part of an EcoStruxure BMS with a SpaceLogic AS-P or AS-B server or an Enterprise Server as the parent server.



MP-C 24A-M\_EasyLogic



MP-C 36A-M\_EasyLogic

	MP-C-24A-M	MP-C-36A-M
<b>Part Number</b>	SXWMPC24AM10001	SXWMPC36AM10001
<b>Communications</b>		
<b>Communication Interface</b>	BACnet MS/TP, BTL B-AAC	BACnet MS/TP, BTL B-AAC
<b>Software</b>		
<b>Programmability</b>	Function Block/Script Programmable	Function Block/Script Programmable
<b>Physical</b>		
<b>Dimensions</b>	234 W x 110 H x 64 D mm (9.2 W x 4.3 H x 2.5 D in.)	234 W x 110 H x 64 D mm (9.2 W x 4.3 H x 2.5 D in.)
<b>Weight (including terminal blocks)</b>	0.446 kg (0.983 lb)	0.488 kg (1.076 lb)
<b>Power</b>		
<b>Power</b>	24 VAC	24 VAC
<b>Consumption</b>	10 VA	12 VA
<b>Operating Range</b>	0 to 50 °C (32 to 122 °F)	0 to 50 °C (32 to 122 °F)
<b>Internals</b>		
<b>CPU</b>	ARM Cortex-A7 dual-core	ARM Cortex-A7 dual-core
<b>Battery</b>	No	No
<b>Real-time clock</b>	No	No
<b>External Features</b>		
<b>Enclosure rating</b>	UL94 V-0	UL94 V-0
<b>Manual Override of Outputs</b>	No	No
<b>Optional cover</b>	No	No
<b>Intelligent Sensors</b>	Yes, SpaceLogic and EasyLogic Living Space Sensors	Yes, SpaceLogic and EasyLogic Living Space Sensors
<b>Sensor Bus</b>	No	No
<b>Room Bus</b>	No	No
<b>Terminals</b>		
<b>I/O terminals</b>	Screw terminals	Screw terminals
<b>External Enclosure/Mounting</b>		
<b>Mounting</b>	DIN rail or other flat surface inside a cabinet	DIN rail or other flat surface inside a cabinet
<b>Certifications</b>		
<b>BTL</b>	Yes	Yes
<b>FCC</b>	Yes, FCC Part 15, Sub-part B, Class B	Yes, FCC Part 15, Sub-part B, Class B
<b>REACH</b>	No	No
<b>Innovation, Science and Economic Development Canada (ISED)</b>	No	No
<b>UL</b>	UL 916	UL 916
<b>C-UL US</b>	Yes	Yes
<b>CE - EU</b>	Yes	Yes
<b>WEEE - Directive of the European Union</b>	Yes	Yes
<b>RoHS Directive</b>	Yes	Yes
<b>RCM</b>	Yes	Yes
<b>eu.bac</b>	No	No

See the BTL Product Catalog for up-to-date details on BTL listed firmware revisions on BACnet International's home page.

## EasyLogic Controllers – Expansion Modules

### EasyLogic RP-IO

EasyLogic RP-IO module provides I/O expansion to your HVAC application over BACnet MS/TP. The I/O module can share its I/O resources across applications running in automation servers, RP and MP controllers, or third-party systems. With the support of local alarms and local trend logs, the I/O module avoids unnecessary traffic over the network while being able to log important information locally. The I/O module can be installed near facilities in the field, away from the automation server or the RP or MP controller.



RP-IO-12A-M-24V\_EasyLogic



RP-IO-16E-M-24V\_EasyLogic

	RP-IO-12A-M-24V	RP-IO-16E-M-24V
<b>Part Number</b>	SXWRIOF12AM10001	SXWRIOF16EM10001
<b>Communications</b>		
<b>Communication Interface</b>	BACnet MS/TP, BTL B-ASC	BACnet MS/TP, BTL B-ASC
<b>Physical</b>		
<b>Dimensions</b>	180 W x 110 H x 64 D mm (7.1 W x 4.3 H x 2.5 D in.)	180 W x 110 H x 64 D mm (7.1 W x 4.3 H x 2.5 D in.)
<b>Weight (including terminal blocks)</b>	0.336 kg (0.741 lb)	0.334 kg (0.736 lb)
<b>Power</b>		
<b>Power</b>	24 VAC	24 VAC
<b>Consumption</b>	7 VA	7 VA
<b>Operating Range</b>	0 to 50 °C (32 to 122 °F)	0 to 50 °C (32 to 122 °F)
<b>External Features</b>		
<b>Enclosure rating</b>	UL94 V-0, IP 20	UL94 V-0, IP 20
<b>Optional cover</b>	Yes	Yes
<b>Terminals</b>		
<b>I/O terminals</b>	terminal base	Terminal base
<b>External Enclosure/Mounting</b>		
<b>Mounting</b>	DIN rail or flat surface	DIN rail or flat surface
<b>Certifications</b>		
<b>BTL</b>	Yes	Yes
<b>FCC</b>	Yes, FCC Part 15, Sub-part B, Class B	Yes, FCC Part 15, Sub-part B, Class B
<b>REACH</b>	No	No
<b>Innovation, Science and Economic Development Canada (ISED)</b>	No	No
<b>UL</b>	UL 916, UL 2043	UL 916, UL 2043
<b>C-UL US</b>	Yes	Yes
<b>CE - EU</b>	Yes	Yes
<b>WEEE - Directive of the European Union</b>	Yes	Yes
<b>RoHS Directive</b>	Yes	Yes
<b>RCM</b>	Yes	Yes

See the BTL Product Catalog for up-to-date details on BTL listed firmware revisions on BACnet International's home page.

## EasyLogic Sensors

### EasyLogic Temperatures Sensors – Analog

The EasyLogic Living Space sensor is a cost-effective solution to measure, control and communicate temperature information. These sensors can be connected with Schneider Electric BAS controllers or other third-party systems for hassle-free installation. Available in two user interface options - a blank format for simple functionality or an LCD model with setpoint control.



SLEASLXXB



SLEASXXXB

EasyLogic Sensors - part numbers	
<b>SLEASXXXB</b>	Complete EasyLogic Sensor model with resistive temperature sensor (10 kohm type 3 thermistor) and blank cover
<b>SLEASLXXB</b>	Complete EasyLogic Sensor model with temperature sensor, buttons for setpoint control, and LCD display cover

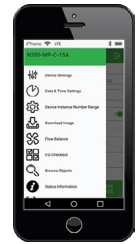
The EasyLogic Sensor is designed to be connected to I/O points/terminals on RP or MP controllers, or I/O modules. The model with buttons for setpoint control and LCD display (SLEASLXXB) requires two analog inputs (voltage inputs). The model with blank cover (SLEASXXXB) requires one analog input (temperature input).

# EcoStruxure Connected Room Solutions



### EcoStruxure Building Commission Mobile App

Reduce commissioning time, gain flexibility in project execution, and eliminate dependencies on network infrastructure. This mobile application enables device configuration (including network settings), I/O checkout operations and configuration across all RP Series controllers (as well as the MP Series). It is ideal for all skill-sets including those who may have limited familiarity with the Building Operation system. The Commission tool with Connected Room Solution support is available to download from iOS, Google Play, and Windows 10.



### EcoStruxure Engage Mobile App


Provides flexibility and convenience for today’s building occupants, enabling them to control room temperature, fan speed, lights, and blinds/shades directly from a smartphone. Users can manage these settings when the mobile app is connected to the RP-C Controller. Free and downloadable from Google Play and Apple App Store.



### Glass Touch Panels and TC900 Series Fan Coil Thermostats

EcoStruxure Connected Room Solutions for Hotels provide room level interfaces for temperature, lighting, blind control and door lock integration, in addition to a single point of integration for other IoT devices to create integrated and engaging guest room environments with responsive, personalized guest comfort and increased operational and energy efficiency.

Among the offers in this solution are Glass Touch Panels with intuitive touch-screen interfaces to enable guest control of room temperature, lighting, curtains, services, and more. Available in a variety of glass color and backlight options, Glass Touch Panels are highly customizable to reflect each hotel’s unique visual aesthetic, and are easy to design and configure via an intuitive web tool. Find more information on the EcoXpert Exchange [here](#).



TC900 Series Fan Coil Thermostats are optimized for hotel applications. They feature microprocessor-based control and large backlit LCD screens which display operation status (cooling, heating, and ventilation), fan speed, room temperature and set-point. Find more information on the EcoXpert Exchange [here](#).



# Additional Resources

# Modernize your building management system

## Make the transition to EcoStruxure™ Building Operation

Expectations of buildings today have changed - they must be sustainable, resilient, hyper-efficient, and people-centric. If your building management system is not future-ready, you're missing out on advances in technology and IoT-enabled devices that make it possible to significantly lower energy usage, reduce carbon emissions, decrease operating costs and enhance occupant experience.!

Schneider Electric has the robust BMS solutions and technologies to adapt to these evolving demands and maximize your building's performance.

### Benefits of modernizing to EcoStruxure Building

Building leads the industry with the most advanced technology and solutions to make buildings smarter, more efficient and future-ready:



Open and scalable integration: system-to-system and system-to-device



The latest IP-enabled infrastructure, hardware and software



Access to cloud-based value-added services and insightful analytics



Features to address flexible building needs and new ways of working



Cybersecurity features are designed-in for enhanced resiliency

Schneider Electric has the tools and pathways to seamlessly modernize your BMS to EcoStruxure Building Operation with minimal disruptions to day-to-day activities.

Our trusted experts will guide you to the latest BMS solution in a step-by-step approach tailored to your specific needs, budget and schedule.



Learn more: <https://www.se.com/ww/en/work/products/building-management/>



# EcoStruxure Building Advisor

## Simplify your building maintenance

For real impact on carbon and energy reduction, occupant comfort and asset value you need to keep building systems performing optimally while working with limited budgetary and maintenance resources.

EcoStruxure Building Advisor is a suite of analytics and monitoring services that provides key insights into your building operations by constantly monitoring systems and identifying faults to proactively address building inefficiencies.

### Benefits of EcoStruxure Building Advisor:



#### Maintenance

Prioritize issues to fix based on energy, comfort, and equipment impact.



#### Comfort

Increase occupant comfort and building health by proactively identifying indoor air quality (IAQ) issues.



#### Performance

Detect, diagnose and take corrective action against energy waste due to inefficient HVAC.



#### Sustainability

Reduce carbon emissions and extend asset lifetime with condition-based monitoring.

Building Advisor provides peace of mind, ensuring you always have access to continuous monitoring, a comprehensive view of building systems, as well as the identification of faults and inefficiencies to make data driven decisions.



: Learn more about EcoStruxure Building Advisor on [se.com](https://www.se.com/ww/en/product-range/econstruxure-building-advisor/#overview-39297330)  
[ecostruxure-building-advisor/#overview-39297330/https://www.se.com/ww/en/product-range](https://www.se.com/ww/en/product-range/econstruxure-building-advisor/#overview-39297330)



## Smart starts at the foundation of the BMS

Connected products are an integral part of EcoStruxure Building, Schneider Electric's open innovative platform of buildings. Inclusive of valves, actuators, sensors and cabling management solutions, connected products help ensure optimal performance and comfort.

Valves, actuators and sensors interpret critical data points, sending real-time responses to changes in the physical environment while connectors and patch panels solve cabling network management challenges.

If connected products are not running at optimal efficiency, neither is the higher level BMS.

How strong is your foundation?



Learn more about our BIM-enabled connected products here:  
<https://www.schneider-electric.com/en/work/support/building-information-modelling/>



Please find all sales, marketing and technical documentation on Connected Devices on The Exchange:  
<https://ecobuilding.schneider-electric.com/field-devices#tab/documents>



# Engineering efficiency tools; Increase simplicity. Save time.

Find more Efficiency Tools information on The Exchange:  
<https://ecobuilding.schneider-electric.com/tools>

## Automated Engineering Tool (AET)

Drive efficiency and standardization with anytime access to a large selection of standard HVAC applications and components on this cloud-based repository. The AET enables users to create templates based on preexisting engineered solutions and reuse those templates on other projects or for similar applications on the same project.

Search keyword: AET

## Project Configuration Tool (PCT)

Produce proven solutions that are high quality and easy to maintain with the PCT, an offline engineering platform used for project configuration, server configuration and deployment. This virtual environment allows engineers to spend less time at the customer site, and design, program, model and analyze solutions in their own offices without the need for physical hardware.

Search keyword: PCT

## EcoStruxure EcoStruxure Building Commission Mobile App

Conveniently load controller applications, program and configure systems, conduct I/O checkout and air balancing, and more, for SpaceLogic Controllers all from a laptop computer for any IOS, Android, or Windows device. These commissioning activities can be done early in the process even without a network infrastructure in place.

Search keyword: mp-x app

## Expert Tool

This PC-based software application helps visualize the configuration of EcoStruxure Building Enterprise Server and SpaceLogic Controllers. The tool enables design commissioning or support engineers to see the relationship between the objects on the folder structure and generate documentation to support the commissioning or support process.

Search keyword: Expert Tool

## Selection Tools

Find a range of product selection tools on The Exchange, including SE8000 and SE7000 Series Room Controllers, EcoStruxure Building Expert, Heat and Flow Meters, and HVAC Sensors, and Power Meters.

## Graphic Development Support

Outsource graphics development for building management system and user interface needs to our expert team of highly skilled graphic developers, ACAD engineers and Revit/MEP specialists. They possess expertise in BMS graphics development, Building Information Modeling (BIM), 3D graphics and image rendering.

Search keyword: Graphic Development Support

<https://ecobuilding.schneider-electric.com/tools>



Please find information on Efficiency Tools on The Exchange:  
<https://ecobuilding.schneider-electric.com/>



# EcoStruxure™ Security Expert

## Your First Line of Defense in Building Security

Protect your building occupants and assets with EcoStruxure Security Expert, an integrated role-based physical access control and intrusion detection solution that unifies your building's security infrastructure and management systems into an easy to manage, single platform that enables faster, more efficient, and potentially life-saving decision making.

Available for small, mid and large enterprise environments, this solution provides extensive data handling capabilities that can store millions of credentials in off-line memory; while functioning independently and maintaining a unique database. Information is encrypted throughout the architecture, and complies with global agency listings. EcoStruxure Security Expert will also easily extend to multiple sites and future business expansions.



**One unified view**  
Connect anywhere from any device



Please find all sales, marketing and technical documentation for EcoStruxure Security Expert on The Exchange:

<https://ecobuilding.schneider-electric.com/ecostruxure-security-expert#tab/documents>

# Application-specific Room Controllers

## SE7000 and SE8000 Series.

## Cost effective alternative to direct digital controls.

Schneider Electric room controllers bridge the gap between the cost of stand-alone thermostats and the performance of DDC systems. They simplify installation and commissioning to control rooftop units, fan coil units, terminal units and heat pump applications in a wide variety of facilities. Our series of intelligent room controllers provide comfort and energy savings using their native application-specific control sequences, PID algorithms, occupancy detection and schedule management.

### SE8000 Series

With rich, customizable features, the SE8000 Series enables significant energy savings with accurate temperature control in any space. The SE8000 room controllers can be easily integrated into most BMSs as well as to communicate wirelessly for ease of installation, flexibility and scalability.

### SE7000 Series

The SE7000 digital controllers offer easy-to-install, thermostat-like functionality that sense occupancy and adjust set-point or fan speed control. Easily integrate into most BMSs. The wireless versions of the SE7000 provide a simple yet powerful solution which targets retrofit installations where running new communication wiring is prohibitive.



Please find all sales, marketing and technical documentation for Room Controllers on The Exchange:

<https://ecobuilding.schneider-electric.com/room-controllers#tab/documents>



## Quick Links

### Digital Tools & Resources

#### The Exchange – EcoBuilding Extranet

<https://ecobuilding.schneider-electric.com>

#### MyExchange Mobile App

<https://schneiderelectric.showpad.biz>

#### iTunes (iOS) download

<https://itunes.apple.com/us/app/myexchange-schneider-electric/id911005711?mt=8>

#### Google Play (Android) download

<https://play.google.com/store/apps/details?id=com.showpad.myexchange&hl=en>

#### mySchneider App

Tailored services, 24/7 self-service, and expert help

[http://www.schneider-electric.com/b2b/en/support/myschneider-app/?c=InternalNews\\_LDC&pid=Email](http://www.schneider-electric.com/b2b/en/support/myschneider-app/?c=InternalNews_LDC&pid=Email)

### Sales, Marketing & Thought Leadership

#### Sales Enablement Kit

<https://ecobuilding.schneider-electric.com/ecostruxure-building-operation/sales-support-library/sales-enablement-kits#Language!English!10910/tab/documents>

#### Sales Support Library

<https://ecobuilding.schneider-electric.com/ecostruxure-building-operation/sales-support-library#Language!English!10910/tab/documents>

#### Customer Success Stories

<https://ecobuilding.schneider-electric.com/ecostruxure-building-operation/sales-support-library/case-study#Language!English!10910/tab/documents>

#### Schneider Electric Videos

<https://www.youtube.com/user/SchneiderCorporate>

#### Schneider Electric Blog

<http://blog.schneider-electric.com/building-management/>

#### White Papers

<http://www.schneider-electric.com/ww/en/download/1555889-WhitePaperLanding>

### Community & Product Support

#### Building Management Community

<https://exchangecommunity.schneider-electric.com/t5/Building-Management-Systems/ct-p/building-management>

#### Knowledgebase (Lessons Learned)

<http://buildingskb.schneider-electric.com>

#### EcoStruxure Solution WebHelp

<https://ecostruxure-building-help.se.com>

#### Customer Care Center

[www.schneider-electric.com](http://www.schneider-electric.com)

Go to “Support” section tab and select your country of origin

Or install the “mySchneider” mobile application onto your Apple or Android device

[mySchneider app](#)

#### Product Support

<https://ecobuilding.schneider-electric.com/support#tab/documents>



Please find more EcoStruxure information on The Exchange:  
<https://ecobuilding.schneider-electric.com>

Life Is n

**Schneider**  
 Electric

[se.com/ecostruxure-building](https://se.com/ecostruxure-building)

**Schneider Electric Americas**

Boston ONE Campus  
800 Federal Street  
Andover, MA 01810-1067  
Tel: +1-978-794-0800

**Schneider Electric EMEA**

Mobilvägen 10  
SE-223 62, Lund, Sweden  
Tel: +46 (40) 38 68 50

**Schneider Electric Hong Kong Ltd**

11/F, Kerry Centre,  
683 King's Rd,  
Quarry Bay, Hong Kong  
Tel: +853 2875 1738

June 2023

©2023 Schneider Electric. All Rights Reserved.  
All trademarks are owned by Schneider Electric Industries SAS or its affiliated companies.  
998-22508568