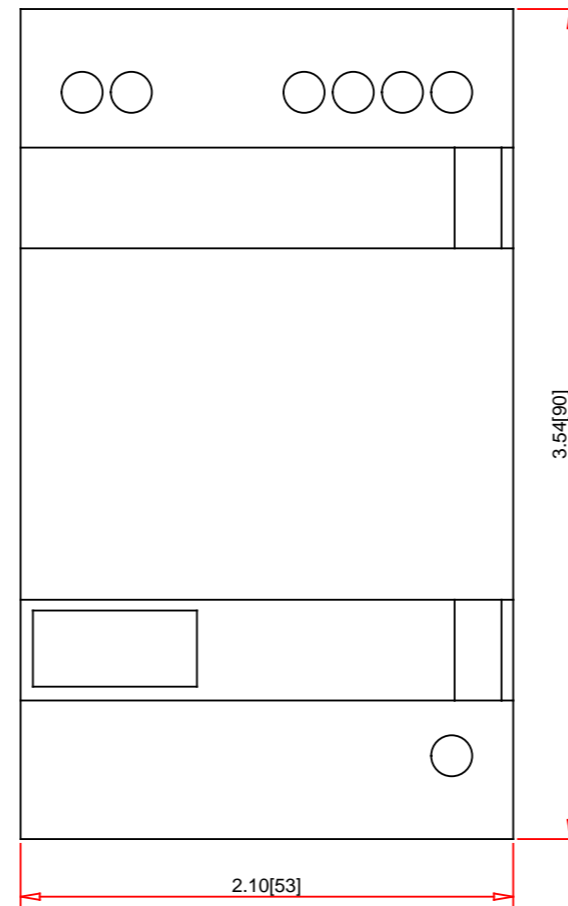
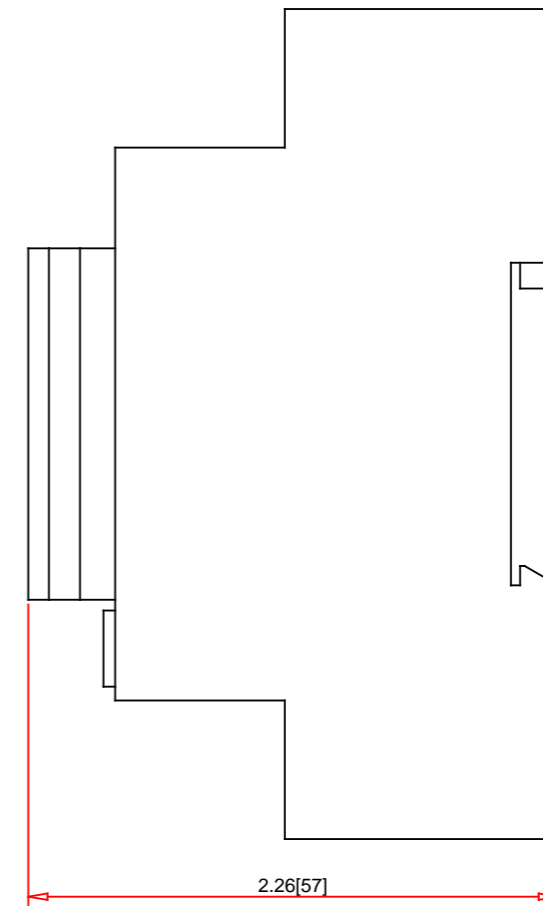


Panel Mount




DIN Rail Mount



Note:
 - Drawings Not To Scale
 - Drawings Subject to Change Without Notice
 - Dimensions are inches next to [Millimeters]

Part No.:

ABL8MEM05040



Schneider Electric United States
 North American Division
 Boston One Campus
 800 Federal Street
 Andover, MA 01810, USA
 Phone: +1 8773425173
 Email: CCC@us.schneider-electric.com

Technical Information:

Wire Range: #14 - #26
 Tightening Torque: 5.3 lb-in (0.6 Nm)
 Mounting: DIN Rail / Panel
 Screw for Panel Mtg.: # 8-32
 Weight: 0.43 lb (0.20 kg)
 UL File: E164867 NMTR, E164867 NMTR7
 CSA File: 204701 5311-07, 204701 5311-87
 Conform to EN61000-3-2: N/A
 CE: Yes
 RoHS: Yes

Specification:

Description: Modular Power Supplies
 Type: Power Supply 5Vdc 4 Amp
 Input Voltage: 100-240 -15/+10% 50/60Hz, single phase
 Output Voltage: 5Vdc
 Nominal Power: 20 Watts
 Nominal Current: 4 Amp
 Reset: Automatic