

836P Solid-State Pressure Sensors



Compact, Cost-Effective and Ready for The Connected Enterprise

Features and Benefits

Display Model

- Pressure range: -1...551 bar (-14.5 to 8,000 psi)
- Embedded IO-Link communication protocol helps minimize downtime and increase productivity
- Available in various process connections to fit your application needs
- Flush mount option for viscous media
- Rotatable housing (320°) and head (330°) provide application flexibility
- IP67 enclosure rating

Flush Mount and Hygenic/Sanitary Models

- Pressure range: -1...0 bar (-14.5 to 300 psi)
- Available with a 1.5" and 2" Tri-clamp® process connection (sanitary model only)
- 3-A® compliance

Non-Display Model

- Tough, miniature form factor – one of the smallest on the market
- Available in various process connections to fit your application needs
- -1...689 bar (-30 in. Hg to 10,000 psi)
- IP67 enclosure rating

What is IO-Link?

IO-Link is a worldwide open-standard protocol that allows sensors to easily integrate into The Connected Enterprise. Benefits of IO-Link technology include:

- Reduced inventory and operating costs
- Increased uptime/productivity
- Simplified design, installation, setup and maintenance

1732 ArmorBlock®
IO-Link Master



Standard, Display model



Flush Mount model



Hygenic/Sanitary model



Non-Display model

Rockwell Automation knows condition sensing controls are vital components in today's control systems. High-accuracy, new technology and rigid standards are combined to manufacture these reliable world-class products. Capable of measuring pressure of liquid or gases, the new Allen-Bradley® Solid-State 836P Pressure Sensors are available in display and non-display models in rugged, compact housings with corrosion-resistant 316L solid-state sensor elements. The display model features embedded IO-Link 1.1 communications protocol, which allows for easy integration with The Connected Enterprise while delivering data directly into a control system in a very cost-efficient and easy-to-use manner when connected to an IO-Link Master and EtherNet/IP.™ For easy on-machine programming, it can be configured manually as well as through the Studio 5000 Logix Designer® software.

With a rotatable housing (320°) and head (330°), the flexible 836P display model accommodates the most space-critical applications. And for even greater adjustability, the large visual display can be rotated 180°. Additional features include pressure ranges from -1...551 bar (-14.5 psi to 8,000 psi), tactile push buttons for easy setup and an IP67 enclosure rating. These sensors have dual PNP or one PNP + one 4...20 mA output configurations and are in gauge, absolute and vacuum pressure measurement types with a large selection of process connections.

Flush mount and sanitary models are available to meet hygienic standards for the food and beverage, cosmetic and pharmaceutical industries.

The 836P non-display model offers a wide pressure range from -1...689 bar (-30 in. Hg to 10,000 psi) and has one of the the smallest footprints on the market, making it ideal for applications with limited mounting space. Non-display models have 4...20 mA analog outputs and an IP67 enclosure rating.

LISTEN.
THINK.
SOLVE.™

836P IO-Link Version 1.1

- IO-Link is a worldwide open-standard peer-to-peer serial communication protocol (IEC 61131-9) that allows sensors and actuators to easily integrate into The Connected Enterprise.
- The IO-Link-enabled 836P sensor – when connected to an IO-Link master – shares device identity, parameters, real-time diagnostics and process data with the control system to optimize machine setup, maintenance and troubleshooting.
- By combining simple implementation with powerful data and diagnostics, IO-Link sensors provide simplified integration and seamless visibility of your processes to increase uptime and productivity.







IO-Link Master






















836P IO-Link Benefits












- **Teaching the sensor** can be accomplished with IO-Link via the Add-On-Profile through Studio 5000 Logix Designer software or by using the tactile pushbuttons on the sensor.
- **Pressure information** in PSI eliminates the need to scale the pressure data on the PLC and saves commissioning time.
- **Application-specific names** help the user quickly locate the sensor on the machine.
- **Locking options** are available to lock local settings when operating in IO-Link mode, and therefore any user changes will not change the settings of the sensor.












Comparison Chart

Features/ Product Family	Sensor Model			Pressure Range Bar (psi)			Process Connection				Pressure Type			Output Type			Connection Style	
	Standard	Flush Mount	Sanitary	-1 to 20 (-14.5 to 300)	0 to 550 (0 to 8,000)	0 to 689 (0 to 10,000)	NPT (male/female)	G BSP (male/female)	SAE (male)	GB Flush Mount	1.5" and 2" Tri-clamp	Vacuum	Absolute	Gauge	2 x PNP, IO-Link	1 x PNP + 1 x Analog (4...20 mA), IO-Link		Analog (4...20 mA)
 <p>Diameter: 38 mm (1.5 in.) 92 mm (3.6 in.) (approx.)</p>	✓			✓	✓		✓	✓	✓			✓	✓	✓	✓	✓		✓
 <p>102 mm (4.0 in.) (approx.) Diameter: 38 mm (1.5 in.)</p>		✓		✓	✓				✓			✓	✓	✓	✓	✓		✓
 <p>120 mm (4.7 in.) (approx.) Diameter: 51 mm (2.0 in.)</p>			✓	✓						✓		✓	✓	✓	✓	✓		✓
 <p>Diameter: 29 mm (1.1 in.) 33 mm (1.3 in.) (approx.)</p>	✓			✓	✓	✓	✓	✓	✓			✓	✓	✓			✓	✓

Product Selection

836P- Display Model						
	Pressure Range Bar (psi) ¹	Pressure Type	Process Connection ¹	Output Type	Catalog No.	
	-1...1 (-14.5...14.5)	Gauge *		1/4" NPT female	2 x PNP	836P-D1NFGA14PP-D4 
					1 x PNP + 1 analog (4...20 mA)	836P-D1NFGA14PA-D4 
	-1...10 (-14.5...145)			1/4" NPT female	1 x PNP + 1 analog (4...20 mA)	836P-D1NFGB14PA-D4 
				1/4" NPT male	1 x PNP + 1 analog (4...20 mA)	836P-D1NMGB14PA-D4 
				G 1/4" BSPP male	1 x PNP + 1 analog (4...20 mA)	836P-D1GMGB14PA-D4 
	0...1 (0...14.5)			1/4" NPT female	2 x PNP	836P-D2NFGA14PP-D4 
	0...2.5 (0...36.2)			1/4" NPT female	1 x PNP + 1 analog (4...20 mA)	836P-D2NFGA14PA-D4 
					2 x PNP	836P-D2NFGA36PP-D4 
	0...25 (0...362)			1/4" NPT female	1 x PNP + 1 analog (4...20 mA)	836P-D2NFGA36PA-D4 
					2 x PNP	836P-D2NFGB36PP-D4 
					1 x PNP + 1 analog (4...20 mA)	836P-D2NFGB36PA-D4 
					1/4" NPT male	1 x PNP + 1 analog (4...20 mA)
0...100 (0...1450)	1/4" NPT female			G 1/4" BSPP female	1 x PNP + 1 analog (4...20 mA)	836P-D2GFGB36PA-D4 
		2 x PNP	836P-D2GFGB36PP-D4 			
0...248 (0...3600)	1/4" NPT female	1/4" NPT female	2 x PNP	836P-D2NFGC14PP-D4 		
			1 x PNP + 1 analog (4...20 mA)	836P-D2NFGC14PA-D4 		
0...400 (0...5800)	1/4" NPT female	1/4" NPT female	2 x PNP	836P-D2NFGC36PP-D4 		
			1 x PNP + 1 analog (4...20 mA)	836P-D2NFGC36PA-D4 		
			2 x PNP	836P-D2NFGC58PP-D4 		
		SAE 7/16-20 UNF female	1 x PNP + 1 analog (4...20 mA)	836P-D2NFGC58PA-D4 		
			2 x PNP	836P-D2SFGC58PP-D4 		

836PF Flush Mount Model					
	Pressure Range Bar (psi) ¹	Pressure Type	Process Connection ¹	Output Type	Catalog No.
	-1...6.89 (-14.5 to 100)	Gauge *	GB	2 x PNP	836PF-D1GBGB10PP-D4 
	-1...20.68 (-14.5 to 300)			2 x PNP	836PF-D1GBGB30PP-D4 
				1 x PNP + 1 analog (4...20 mA)	836PF-D1GBGB30PA-D4 
	0...4.13 (0 to 60)			2 x PNP	836PF-D2GBGA60PP-D4 
	0...6.89 (0 to 100)			1 x PNP + 1 analog (4...20 mA)	836PF-D2GBGA60PA-D4 
	0...20.68 (0 to 300)			2 x PNP	836PF-D2GBGB10PP-D4 
	0...34.47 (0 to 500)			2 x PNP	836PF-D2GBGB30PP-D4 
	0...137.89 (0 to 2000)			2 x PNP	836PF-D2GBGB50PP-D4 
0...551.58 (0 to 8000)	2 x PNP			836PF-D2GBGC20PP-D4 	
			2 x PNP	836PF-D2GBGC80PP-D4 	


836PH Sanitary Model						
	Pressure Range Bar (psi) ¹	Pressure Type	Process Connection ¹	Output Type	Catalog No.	
	-1...6.89 (-14.5 to 100)	Gauge *	1.5" Sanitary Tri-clamp	1 x PNP + 1 analog (4...20 mA)	836PH-D1T1GB10PA-D4 	
	-1...20.68 (-14.5 to 300)			1 x PNP + 1 analog (4...20 mA)	836PH-D1T1GB30PA-D4 	
				1 x PNP + 1 analog (4...20 mA)	836PH-D2T1GB10PA-D4 	
	0...6.89 (0 to 100)			1 x PNP + 1 analog (4...20 mA)	836PH-D2T1GB30PA-D4 	
	0...20.68 (0 to 300)			1 x PNP + 1 analog (4...20 mA)	836PH-D1T2GB10PA-D4 	
	-1...6.89 (-14.5 to 100)			2" Sanitary Tri-clamp	1 x PNP + 1 analog (4...20 mA)	836PH-D1T2GB30PA-D4 
	-1...20.68 (-14.5 to 300)				1 x PNP + 1 analog (4...20 mA)	836PH-D1T2GB30PA-D4 
					1 x PNP + 1 analog (4...20 mA)	836PH-D2T2GB10PA-D4 
	0...6.89 (0 to 100)				1 x PNP + 1 analog (4...20 mA)	836PH-D2T2GB30PA-D4 
0...20.68 (0 to 300)					1 x PNP + 1 analog (4...20 mA)	836PH-D2T2GB30PA-D4 

 IO-Link enabled

* Absolute pressure models also available

¹ Additional pressure ranges and process connections are available and can be configured on our website

Product Selection

836P- Non-Display Model						
	Pressure Range Bar (psi) ¹	Pressure Type	Process Connection ¹	Output Type	Catalog No.	
	-1.01...10 (-30 in. Hg...145)	Gauge *		1/4" NPT male	Analog (4...20mA)	836P-N3NMGB14A-D4
				1/4" NPT female		836P-N3NFGB14A-D4
	0...1 (0...14.5)			1/4" NPT male		836P-N2NMGA14A-D4
	0...2 (0...30)			1/4" NPT male		836P-N2NMGA30A-D4
				1/4" NPT female		836P-N2NFGA30A-D4
	0...6.89 (0...100)			1/4" NPT male		836P-N2NMGB10A-D4
				1/4" NPT female		836P-N2NFGB10A-D4
	0...10 (0...145)			1/4" NPT male		836P-N2NMGB14A-D4
				1/4" NPT female		836P-N2NFGB14A-D4
	0...34 (0...500)			1/4" NPT male		836P-N2NMGB50A-D4
	0...68 (0...1000)			1/4" NPT male		836P-N2NMGC10A-D4
	0...206 (0...3000)			1/4" NPT male		836P-N2NMGC30A-D4
0...344 (0...5000)	1/4" NPT male			836P-N2NMGC50A-D4		









* Absolute pressure models also available

¹ Additional pressure ranges and process connections are available and can be configured on our website

836P- Pressure Sensor Accessories

Description	Catalog No.
DC Micro (M12) QD cordset, straight, 4-pin, 2 m (6.5 ft)	889D-F4AC-2
DC Micro (M12) QD cordset, right angle, 4-pin, 2 m (6.5 ft)	889D-R4AC-2
IO-Link Master Module for POINT I/O™	1734-4IOL
ArmorBlock IP67 IO-Link Master	1732E-8IOLM12R

Typical Applications

Skids	Balers	Filter Press Machines	Wastewater
			
CIP Machines	Hydraulic Power Units	Automotive	Tank Level Detection
			



Local Distributor

Visit our website to find your global Distributor.

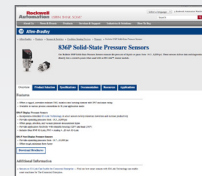
www.rockwellautomation.com/distributor



On-Line Product Directory

Our portfolio of pressure sensors are designed to protect your manufacturing investments.

<http://ab.rockwellautomation.com/Sensors-Switches/Pressure-Sensors/Solid-State>



The Connected Enterprise

Learn more about the Connected Enterprise transforms real-time data, from intelligent assets and multi-disciplined control from a plant, or a remote site into actionable information.

www.rockwellautomation.com/go/lit/ce



Product Selection Toolbox

Our powerful range of product selection and system configuration tools assist you in choosing and applying our products.

www.rockwellautomation.com/en/e-tools



Allen-Bradley, LISTEN. THINK. SOLVE., POINT I/O, Rockwell Automation, Rockwell Software and Studio 5000 Logix Designer are trademarks of Rockwell Automation, Inc. Trademarks not belonging to Rockwell Automation are property of their respective companies. EtherNet/IP is a trademark of the ODVA.

www.rockwellautomation.com

Power, Control and Information Solutions Headquarters

Americas: Rockwell Automation, 1201 South Second Street, Milwaukee, WI 53204-2496 USA, Tel: (1) 414.382.2000, Fax: (1) 414.382.4444

Europe/Middle East/Africa: Rockwell Automation NV, Pegasus Park, De Kleetlaan 12a, 1831 Diegem, Belgium, Tel: (32) 2 663 0600, Fax: (32) 2 663 0640

Asia Pacific: Rockwell Automation, Level 14, Core F, Cyberport 3, 100 Cyberport Road, Hong Kong, Tel: (852) 2887 4788, Fax: (852) 2508 1846