


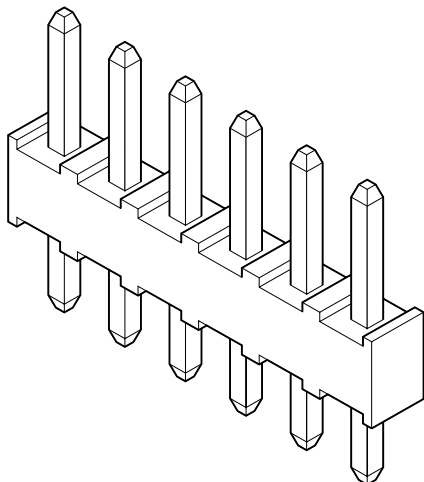
# 2.5SB HEADER

Headers



*The SB headers can be used to connect any 2.5mm receptacles to printed circuit boards. They can also be used to directly connect PC boards. They come in pitches of 2.5mm and in both top entry and side entry type models.*

*2.54mm pitch SB headers are also available. In addition, 2.0mm pitch BC headers are available.*



## Specifications

- Current rating: 3A AC, DC
- Voltage rating: 250V AC, DC
- Temperature range: -25°C to +85°C  
(including temperature rise in applying electrical current)
- Post: Brass, copper-undercoated, tin-plated (reflow treatment)
- Wafer: PA 66, UL94V-0(natural)
- Pitch: 2.5mm
- Number of circuits: 2 to 20
- \* Compliant with RoHS.
- \* Refer to "General Instruction and Notice when using Terminals and Connectors" at the end of this catalog.
- \* Contact JST for details.

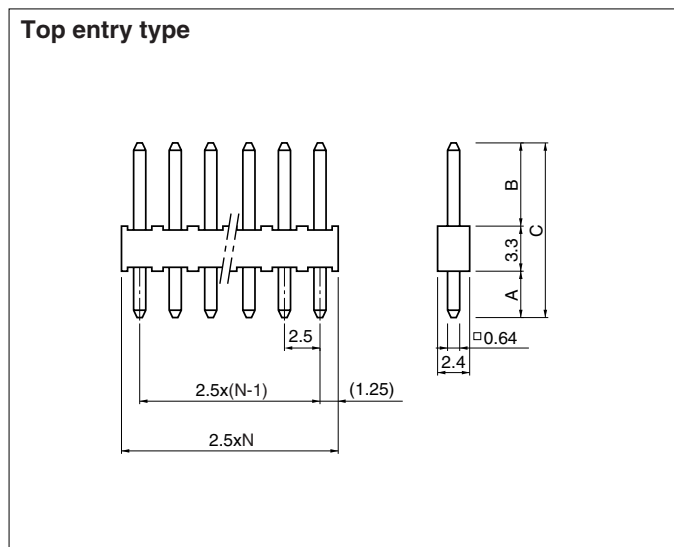
## Standards

 Recognized E60389

 Certified LR20812

# 2.5SB HEADER

## Header

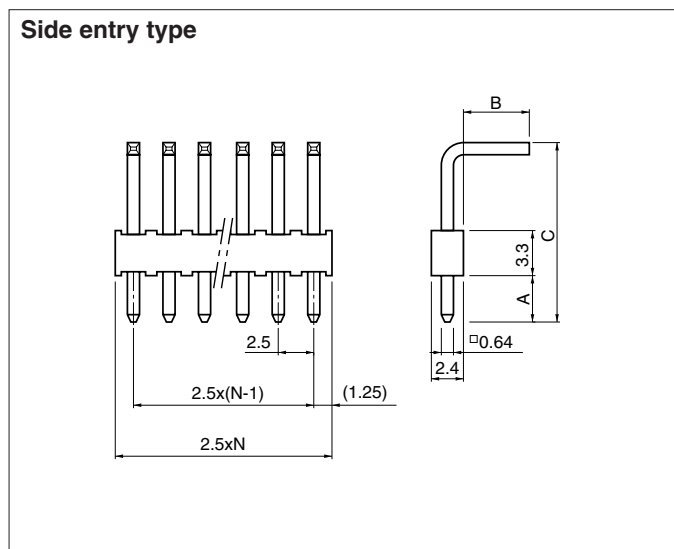


Note: N --- Number of circuits

Model No.	Dimensions (mm)		
	A	B	C
SB( )P-HVQ-A	5.0	16.5	24.8
SB( )P-HVQ-B	4.0	8.7	16.0
SB( )P-HVQ-C	0.4	10.5	14.2
SB( )P-HVQ-CA	3.4	7.5	14.2
SB( )P-HVQ-S	3.4	6.0	12.7
SB( )P-HVQ-N	6.35	6.35	16.0
SB( )P-HVQ-15	6.3	13.7	23.3
SB( )P-HVQ-16	3.3	7.5	14.1
SB( )P-HVQ-22	3.4	11.1	17.8
SB( )P-HVQ-23	3.5	5.7	12.5
SB( )P-HVQ-24	3.4	13.7	20.4
SB( )P-HVQ-27	4.0	3.5	10.8
SB( )P-HVQ-28	1.5	5.1	9.9
SB( )P-HVQ-29	2.5	14.0	19.8
SB( )P-HVQ-30	3.4	14.8	21.5
SB( )P-HVQ-34	3.3	3.3	9.9

**RoHS compliance** This product displays (LF)(SN) on a label.

\*The number of circuits (2 to 20) will be filled in the parentheses above.



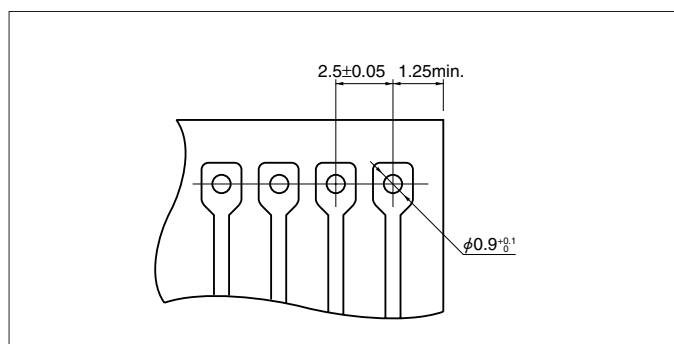
Note: N --- Number of circuits

Model No.	Dimensions (mm)		
	A	B	C
MB( )P-90	3.5	3.5	8.8
MB( )P-90H	3.4	7.6	9.7
MB( )P-90S	4.3	7.9	8.3
MB( )P-90-2	2.3	2.5	7.6

**RoHS compliance** This product displays (LF)(SN) on a label.

\*The number of circuits (2 to 20) will be filled in the parentheses above.

## PC board layout (viewed from soldering side)



Note:

1. Tolerances are non-cumulative:  $\pm 0.05\text{mm}$  for all centers.
2. Hole dimensions differ according to the kind of PC board and piercing method. The dimensions above should serve as a guideline. Contact JST for details.