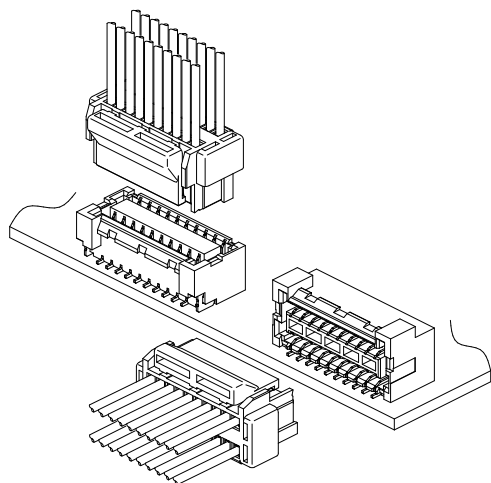


GERD CONNECTOR

1.25 mm pitch/ Disconnectable Crimp style connectors



In order to correspond to the high-density PC board designing, this GERD connector is designed as 1.25 mm pitch Dual row type connector. The full lineup of 10 to 40 circuits for top and side entry types is provided. Its operability is very well, despite the small size connector with tin-plated.

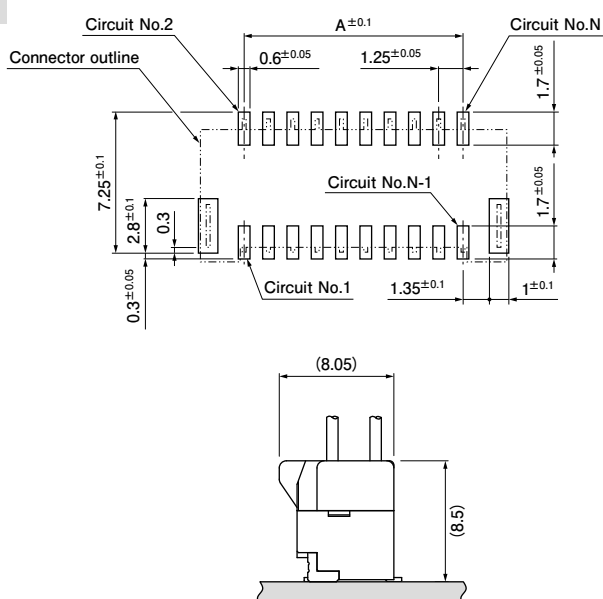
- Secure locking structure
- Low insertion/withdrawal forces
- Prevention of contact deformation
- Suction area on header is secured.
- Mis-mating prevention mechanism

Specifications

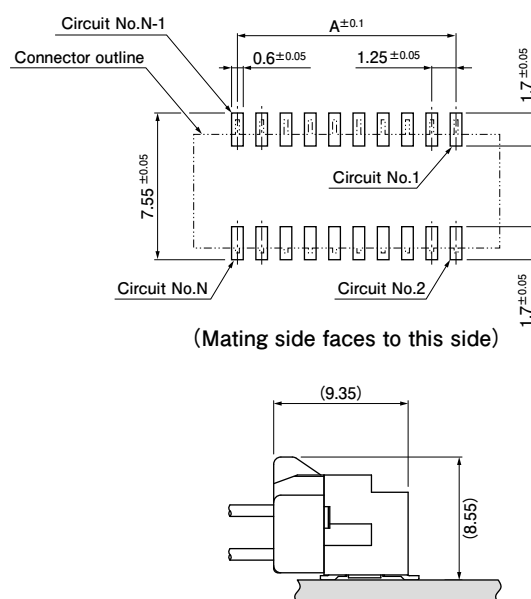
- Current rating: 1.5 A AC/DC (AWG #26)
1.0 A AC/DC (AWG #28)
0.8 A AC/DC (AWG #30)
 - Voltage rating: 50 V AC/DC
 - Temperature range: -25°C to +85°C
(including temperature rise in applying electrical current)
 - Contact resistance:
 - Initial value: Top entry type/ 30 mΩ max.
Side entry type/ 50 mΩ max.
 - After environmental tests: Top entry type/ 50 mΩ max.
Side entry type/ 70 mΩ max.
 - Insulation resistance: 100 MΩ min.
 - Withstanding voltage: 500 VAC/minute
 - Applicable wire: Conductor size/ AWG #30 to #26
Insulation O.D./ 0.76 mm to 1.05 mm
- * In using the products, refer to "Handling Precautions for Terminals and Connectors" described on our website (Technical documents of Product information page).
- * RoHS2 compliance
- * Dimensional unit: mm
- * Contact JST for details.

PC board layout and Assembly layout

Top entry type



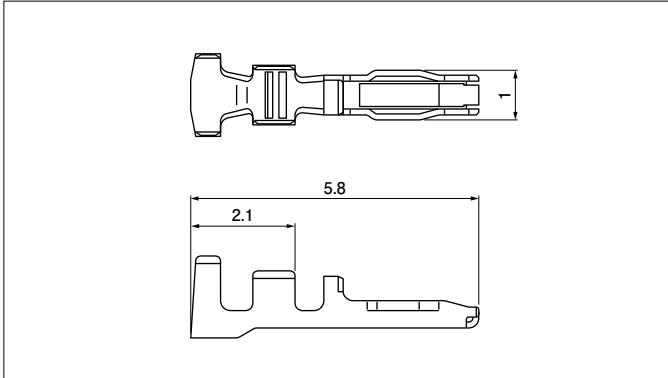
Side entry type



Note: 1. The above figure is the figure viewed from the connector mounting side.
2. Tolerance for the centers of pattern on PCB is ± 0.05, and shall not be cumulative over than ± 0.1.
Please contact JST for details as the dimensions shown in the above figure are reference values.

GERD CONNECTOR

Contact



Model No.	Applicable wire		Insulation O.D. (mm)	Q'ty/reel
	mm ²	AWG#		
SGEZD-002T-C0.2A	0.05~0.13	30~26	0.76~1.05	25,000

Material and Finish

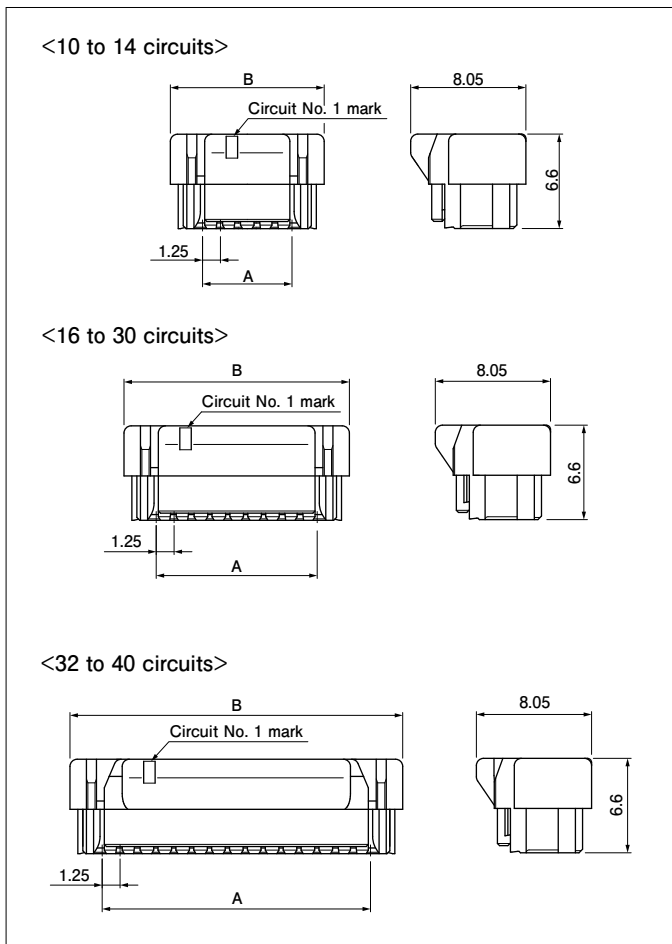
Copper alloy, tin-plated (reflow treatment)

RoHS2 compliance

Contact	Crimping machine	Applicator		
		Crimp applicator	Dies	Crimp applicator with dies
SGEZD-002T-C0.2A	AP-K2N	MKS-L-10-3	MK/SSHL-002-02	APLMK SSSL002-02

Note: Contact JST for fully automatic crimping applicator.

Housing



No. of circuits	Model No.	Dimensions (mm)		Q'ty/bag
		A	B	
10	GERDR-10V-S	5.00	9.50	1,000
12	GERDR-12V-S	6.25	10.75	1,000
14	GERDR-14V-S	7.50	12.00	1,000
16	GERDR-16V-S	8.75	13.25	1,000
18	GERDR-18V-S	10.00	14.50	1,000
20	GERDR-20V-S	11.25	15.75	1,000
22	GERDR-22V-S	12.50	17.00	1,000
24	GERDR-24V-S	13.75	18.25	1,000
26	GERDR-26V-S	15.00	19.50	1,000
28	GERDR-28V-S	16.25	20.75	1,000
30	GERDR-30V-S	17.50	22.00	1,000
32	GERDR-32V-S	18.75	23.25	1,000
34	GERDR-34V-S	20.00	24.50	1,000
36	GERDR-36V-S	21.25	25.75	1,000
38	GERDR-38V-S	22.50	27.00	1,000
40	GERDR-40V-S	23.75	28.25	1,000

Material and Finish

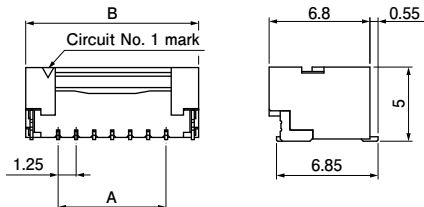
PBT, UL94V-0, natural (white)

RoHS2 compliance

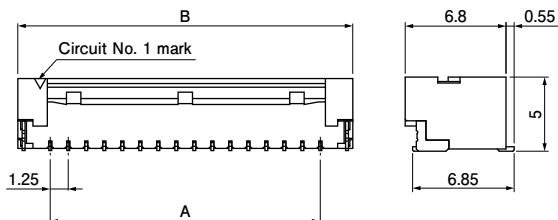
Header

Top entry type

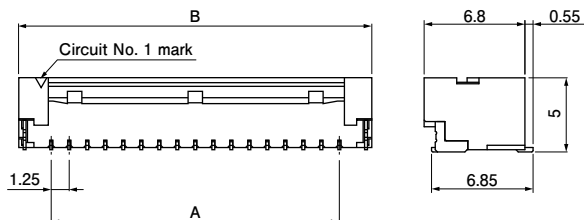
<10 to 14 circuits>



<16 to 32 circuits>

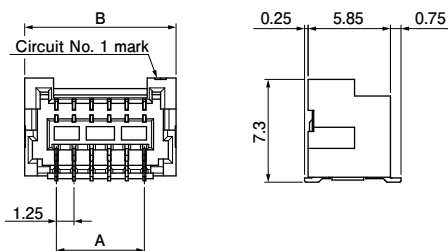


<34 to 40 circuits>

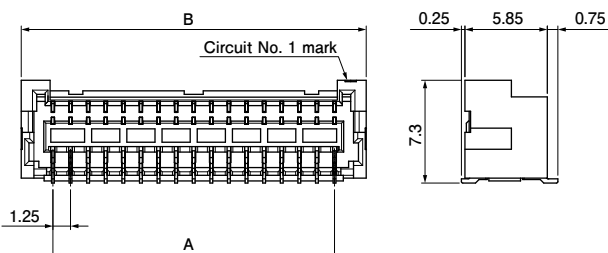


Side entry type

<10 to 14 circuits>



<16 to 40 circuits>



No. of circuits	Model No.	Dimensions (mm)		Q'ty/reel
		A	B	
10	BM10B-GERDS-TF	5.00	9.50	1,250
12	BM12B-GERDS-TF	6.25	10.75	1,250
14	BM14B-GERDS-TF	7.50	12.00	1,250
16	BM16B-GERDS-TF	8.75	13.25	1,250
18	BM18B-GERDS-TF	10.00	14.50	1,250
20	BM20B-GERDS-TF	11.25	15.75	1,250
22	BM22B-GERDS-TF	12.50	17.00	1,250
24	BM24B-GERDS-TF	13.75	18.25	1,250
26	BM26B-GERDS-TF	15.00	19.50	1,250
28	BM28B-GERDS-TF	16.25	20.75	1,250
30	BM30B-GERDS-TF	17.50	22.00	1,250
32	BM32B-GERDS-TF	18.75	23.25	1,250
34	BM34B-GERDS-TF	20.00	24.50	1,250
36	BM36B-GERDS-TF	21.25	25.75	1,250
38	BM38B-GERDS-TF	22.50	27.00	1,250
40	BM40B-GERDS-TF	23.75	28.25	1,250

Material and Finish

Contact: Copper alloy, copper-undercoated, tin-plated (reflow treatment)

Housing: PA 9T, UL94V-0, natural (ivory)

Reinforcement: Brass, copper-undercoated, tin-plated (reflow treatment)

RoHS2 compliance

No. of circuits	Model No.	Dimensions (mm)		Q'ty/reel
		A	B	
10	SM10B-GERDS-TF	5.00	9.50	900
12	SM12B-GERDS-TF	6.25	10.75	900
14	SM14B-GERDS-TF	7.50	12.00	900
16	SM16B-GERDS-TF	8.75	13.25	900
18	SM18B-GERDS-TF	10.00	14.50	900
20	SM20B-GERDS-TF	11.25	15.75	900
22	SM22B-GERDS-TF	12.50	17.00	900
24	SM24B-GERDS-TF	13.75	18.25	900
26	SM26B-GERDS-TF	15.00	19.50	900
28	SM28B-GERDS-TF	16.25	20.75	900
30	SM30B-GERDS-TF	17.50	22.00	900
32	SM32B-GERDS-TF	18.75	23.25	900
34	SM34B-GERDS-TF	20.00	24.50	900
36	SM36B-GERDS-TF	21.25	25.75	900
38	SM38B-GERDS-TF	22.50	27.00	900
40	SM40B-GERDS-TF	23.75	28.25	900

Material and Finish

Contact: Copper alloy, copper-undercoated, tin-plated (reflow treatment)

Housing: PA 9T, UL94V-0, natural (ivory)

RoHS2 compliance

GERD CONNECTOR

Model number allocation

Contact

S GEZD - 002 T - C 0.2 A

Form : S...Strip form

Series name

Applicable wire : 002...AWG #30 to #26

Surface finish : T...Tin-plated (reflow treatment)

Material : C...Copper alloy

Applicable terminal size

Type : A...A type

Housing

GERD R- 20 V - S

Series name

Part name : Receptacle

No. of circuits : Even number circuits from 10 to 40

Flammability : V...UL94V-0

Color indication : S...Natural (White), K...Black, E...Blue, TR...Tomato red, MG...Moss green, NB...Navy blue

Header/ Top entry type

BM 20 B - GERD S - TF

Shape of assembled product : SMT Top entry type

No. of circuits : Even number circuits from 10 to 40

Part name : Header

Series name

Color indication : S...Natural (Ivory), K...Black, E...Blue, TR...Tomato red, MG...Moss green, NB...Navy blue

Packaging style : TF...Embossed-taping

Header/ Side entry type

SM 20 B - GERD S - TF

Shape of assembled product : SMT Side entry type

No. of circuits : Even number circuits from 10 to 40

Part name : Header

Series name

Color indication : S...Natural (Ivory), K...Black, E...Blue, TR...Tomato red, MG...Moss green, NB...Navy blue

Packaging style : TF...Embossed-taping