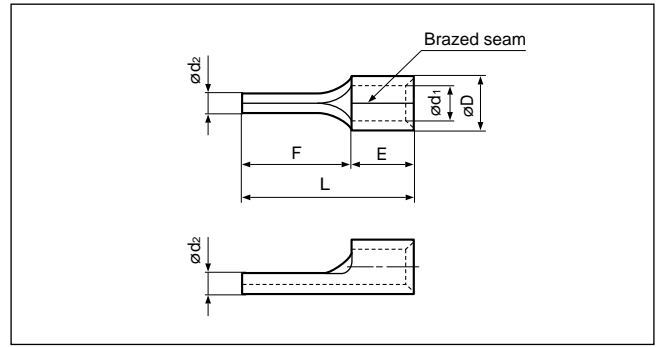


Solderless terminals



PIN Non-insulated



Certificate No.: E42024

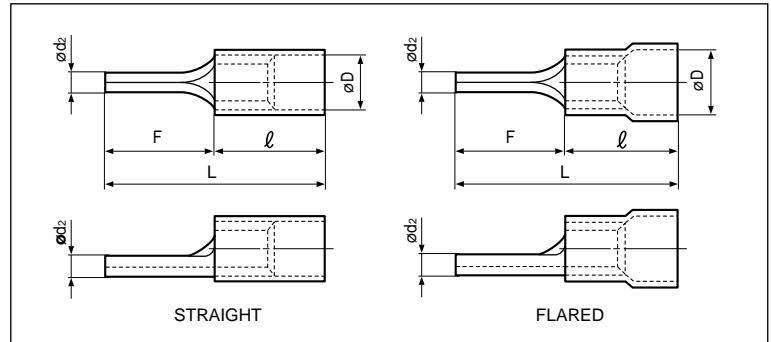

Applicable Wire AWG#(mm ²)	Part No.	Standard	Dimensions mm (in.)							Tool No.					Qty/box
			ϕd_2	L	F	E	ϕD	ϕd_1	Material Thickness	YHT-2622	YHT-2210	YA-1	YA-2	YA-4	
26 to 22 (0.2 to 0.5)	PC-0.5		1.2 (.047)	14.0 (.551)	10.0 (.394)	4.0 (.157)	2.2 (.087)	1.0 (.039)	0.5 (.020)	o	o	o	o	o	1,000
22 to 16 (0.25 to 1.65)	PC-1.25		1.9 (.075)	17.0 (.669)	12.0 (.472)	5.0 (.197)	3.4 (.134)	1.6 (.063)	0.8 (.031)	o	o	o	o	o	1,000
	PC-1.25 F-10			15.0 (.591)	10.0 (.394)										
	PC-1.25 F-9			14.0 (.551)	9.0 (.354)										
	PC-1.25 F-7			12.0 (.472)	7.0 (.276)										
16 to 14 (1.04 to 2.63)	PC-2		1.9 (.075)	17.0 (.669)	12.0 (.472)	5.0 (.197)	4.1 (.161)	2.3 (.091)	0.8 (.031)	o	o	o	o	o	1,000
	PC-2 F-17			22.0 (.866)	17.0 (.669)										500
	PC-2 F-9			14.0 (.551)	9.0 (.354)										1,000
	PC-2 F-7			12.0 (.472)	7.0 (.276)										1,000
12 to 10 (2.63 to 6.64)	PC-5.5		2.7 (.106)	20.0 (.787)	14.0 (.551)	6.0 (.236)	5.7 (.224)	3.6 (.142)	1.0 (.039)	o	o	o	o	o	500

Note:1) The part numbers indicated in the above table are for products with a brazed seam.
 When ordering products with a butted seam, add the prefix "WS" to the part number (ex. PC-2 → **WSPC-2**).
 2) Delivery lead times may vary depending on the product. Contact JST for details.

Solderless terminals



PIN Vinyl-insulated



Certificate No.: E42024

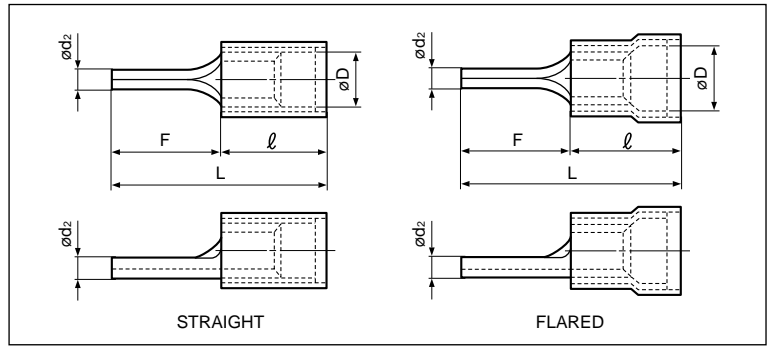
Applicable Wire AWG#(mm ²)	Part No.		Standard	Dimensions mm (in.)							Color	Tool No.				Qty/box			
	Straight	Flared		ϕd_2	L	F	ℓ	ϕD		Material Thickness		YNT-2622	YNT-2216	YNT-1614	YNT-1210S		YA-1	YA-2	YA-4
								Str.	Fld.										
26 to 22 (0.2 to 0.5)	VPC-0.5	FVPC-0.5		1.2 (.047)	18.0 (.709)	10.0 (.394)	8.0 (.315)	1.9 (.075)	2.9 (.114)	0.5 (.020)	Yellow	o			o	o	o	1,000	
22 to 16 *(0.25 to 1.65)	VPC-1.25	FVPC-1.25		1.9 (.075)	21.0 (.827)	12.0 (.472)	9.0 (.354)	3.2 (.126)	4.0 (.157)	0.8 (.031)	Red	o			o	o	o	1,000	
	-	FVPC-1.25 F-10			19.0 (.748)	10.0 (.394)													
	VPC-1.25 F-9	FVPC-1.25 F-9			18.0 (.709)	9.0 (.354)													
	-	FVPC-1.25 F-7			16.0 (.630)	7.0 (.276)													
16 to 14 (1.04 to 2.63)	-	FVPC-2		1.9 (.075)	21.0 (.827)	12.0 (.472)	9.0 (.354)	3.9 (.154)	4.5 (.377)	0.8 (.031)	Blue		o		o	o	o	1,000	
	VPC-2 F-17	-			26.0(1.024)	17.0 (.669)													
	-	FVPC-2 F-9			18.0 (.709)	9.0 (.354)													
12 to 10 (2.63 to 6.64)	-	FVPC-5.5		2.7 (.106)	27.5(1.083)	14.0 (.551)	13.5 (.531)	5.4 (.213)	6.8 (.268)	1.0 (.039)	Yellow			o		o	500		

Note:1) The part numbers indicated in the above table are for products with a brazed seam.
 When ordering products with a butted seam, add the prefix "WS" to the part number (ex. FVPC-2 → **FVWSPC-2**).
 2) *The crimping will be more secure if the total cross-sectional area of the wire is at least 0.5 mm².
 Examples: If the cross-sectional area of the wire is 0.3 mm², fold the wire in two when crimping the terminal.
 If the cross-sectional area of the wire is 0.5 mm², crimp the terminal onto the wire as it is.
 3) Delivery lead times may vary depending on the product. Contact JST for details.

Solderless terminals



PIN vinyl-insulated with copper sleeve



Certificate No.: E42024

Applicable Wire AWG# (mm ²)	Part No.		Standard	Dimensions mm (in.)									Color	Tool No.				Qty/box			
	Straight	Flared		ø d ₂	L		F	ℓ		ø D		Material Thickness		YNT-2622	YNT-2216	YNT-1614	YNT-1210S		YA-1	YA-2	YA-4
					Str.	Flid.		Str.	Flid.	Str.	Flid.										
26 to 22 (0.2 to 0.5)	VDPC-0.5	-		1.2 (.047)	18.0 (.709)	18.3 (.720)	10.0 (.394)	8.0 (.315)	8.3 (.327)	2.2 (.087)	2.5 (.098)	0.5 (.020)	Yellow	o				o	o	1,000	
22 to 16 (0.25 to 1.65)	-	FVDPC-1.25		1.9 (.075)	21.6 (.850)		12.0 (.472)	9.6 (.378)		3.5 (.138)	4.0 (.157)	0.8 (.031)	Red	o			o	o	o	500	
	VDPC-1.25 F-10	FVDPC-1.25 F-10				10.0 (.394)															
	-	FVDPC-1.25 F-9				18.6 (.732)	9.0 (.354)														
16 to 14 (1.04 to 2.63)	-	FVDPC-2 F-9		1.9 (.075)	18.6 (.732)		9.0 (.354)	9.6 (.378)		4.1 (.161)	4.7 (.185)	0.8 (.031)	Blue		o		o	o	o	500	
12 to 10 (2.63 to 6.64)	-	FVDPC-5.5		2.7 (.106)	28.0(1.102)		14.0 (.551)	14.0 (.551)		5.7 (.224)	6.5 (.256)	1.0 (.039)	Yellow			o			o	500	

Note:1) The part numbers indicated in the above table are for products with a brazed seam.
 When ordering products with a butted seam, add the prefix "WS" to the part number (ex. FVDPC-2→**FVDWSPC-2**).
 2) Delivery lead times may vary depending on the product. Contact JST for details.