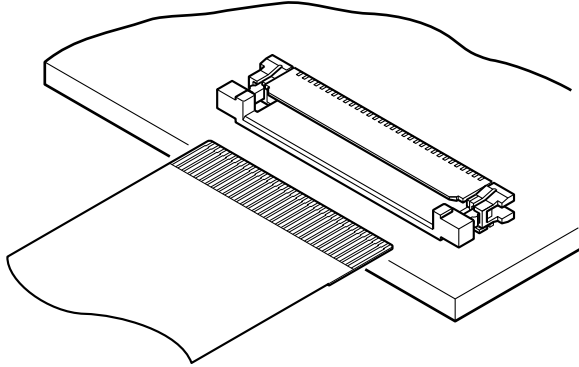


FKZ CONNECTOR

0.5 mm pitch/ Connectors for PC board/ For FPC, ZIF type



This is a space saving type connector with 0.5 mm pitch for FPC. ZIF mechanism is adopted due to improving the mating life of the connector, and two types of connection types, normal and reverse, are available.

■ Features

• Space saving

As a 0.5 mm pitch connector for FPC, 3.5 mm (25-circuit or less) and 4.0 mm (26-circuit or more) in the depth has been achieved to save space.

• Low profile

Thin design with a mounting height of 1.8 mm.

• Zero insertion force mechanism

ZIF type is adopted, which has high retention force of FPC lead and due to improving the wear resistance and the mating life of the connector.

■ Standards

Ⓜ :Recognized E 60389

Ⓢ :Certified LR 20812

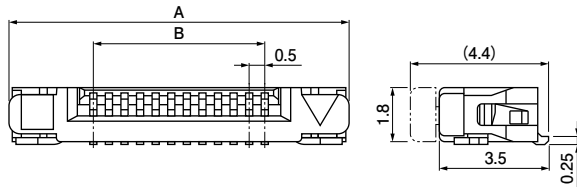
■ Specifications

- Current rating: 0.5 A AC/DC
 - Voltage rating: 50 V AC/DC
 - Temperature range: -25°C ~ +85°C
(including temperature rise in applying electrical current)
 - Contact resistance:
 - Initial value/ 20 mΩ max.
 - After environmental tests/ 40 mΩ max.
 - Insulation resistance: 100 MΩ min.
 - Withstanding voltage: 200 VAC/minute
 - Applicable FPC: Conductor pitch/ 0.5 mm
Conductor width/ 0.35 mm
Mating part thickness/ 0.30 ± 0.05 mm
- * In using the products, refer to "Handling Precaution for Terminal and Connector" described on our website (Technical documents of Product information page).
- * RoHS2 compliance
- * Dimensional unit: mm
- * Contact JST for details.

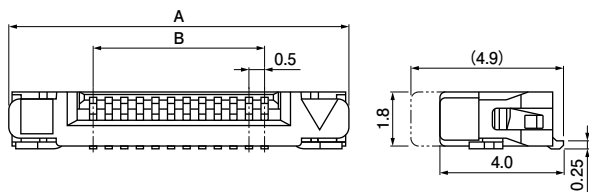
Connector

Normal type

<25-circuit or less>



<26-circuit or more>



No. of circuits	Model No.	Dimensions (mm)		Q'ty/reel
		A	B	
5	05FKZ-SM1-1-TB	7.5	2.0	3,000
6	06FKZ-SM1-1-TB	8.0	2.5	3,000
8	08FKZ-SM1-1-TB	9.0	3.5	3,000
12	12FKZ-SM1-1-TB	11.0	5.5	3,000
14	14FKZ-SM1-1-TB	12.0	6.5	3,000
16	16FKZ-SM1-1-TB	13.0	7.5	3,000
18	18FKZ-SM1-1-TB	14.0	8.5	3,000
19	19FKZ-SM1-1-TB	14.5	9.0	3,000
20	20FKZ-SM1-1-TB	15.0	9.5	3,000
22	22FKZ-SM1-1-TB	16.0	10.5	3,000
24	24FKZ-SM1-1-TB	17.0	11.5	3,000
26	26FKZ-SM1-2-TB	18.0	12.5	3,000
27	27FKZ-SM1-2-TB	18.5	13.0	3,000
30	30FKZ-SM1-2-TB	20.0	14.5	3,000
32	32FKZ-SM1-2-TB	21.0	15.5	3,000

Material and Finish

Contact: Phosphor bronze, copper-undercoated, tin-plated

Contact: PPS, UL94V-0

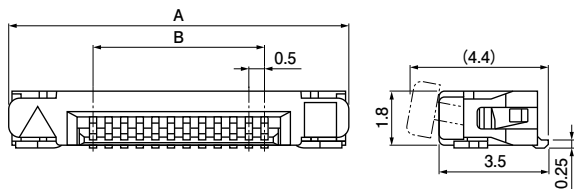
Reinforcement: Brass, copper-undercoated, tin-plated

Slider: PPS, UL94V-0

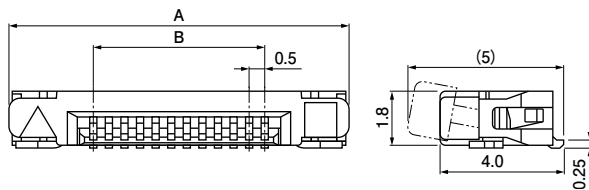
RoHS2 compliance This product displays (LF)(SN) on a label.

Reverse type

<25-circuit or less>



<26-circuit or more>



No. of circuits	Model No.	Dimensions (mm)		Q'ty/reel
		A	B	
5	05FKZ-RSM1-1-TB	7.5	2.0	3,000
6	06FKZ-RSM1-1-TB	8.0	2.5	3,000
8	08FKZ-RSM1-1-TB	9.0	3.5	3,000
12	12FKZ-RSM1-1-TB	11.0	5.5	3,000
13	13FKZ-RSM1-1-TB	11.5	6.0	3,000
14	14FKZ-RSM1-1-TB	12.0	6.5	3,000
16	16FKZ-RSM1-1-TB	13.0	7.5	3,000
18	18FKZ-RSM1-1-TB	14.0	8.5	3,000
19	19FKZ-RSM1-1-TB	14.5	9.0	3,000
20	20FKZ-RSM1-1-TB	15.0	9.5	3,000
22	22FKZ-RSM1-1-TB	16.0	10.5	3,000
24	24FKZ-RSM1-1-TB	17.0	11.5	3,000
26	26FKZ-RSM1-2-TB	18.0	12.5	3,000
27	27FKZ-RSM1-2-TB	18.5	13.0	3,000
30	30FKZ-RSM1-2-TB	20.0	14.5	3,000
32	32FKZ-RSM1-2-TB	21.0	15.5	3,000

Material and Finish

Contact: Phosphor bronze, copper-undercoated, tin-plated

Contact: PPS, UL94V-0

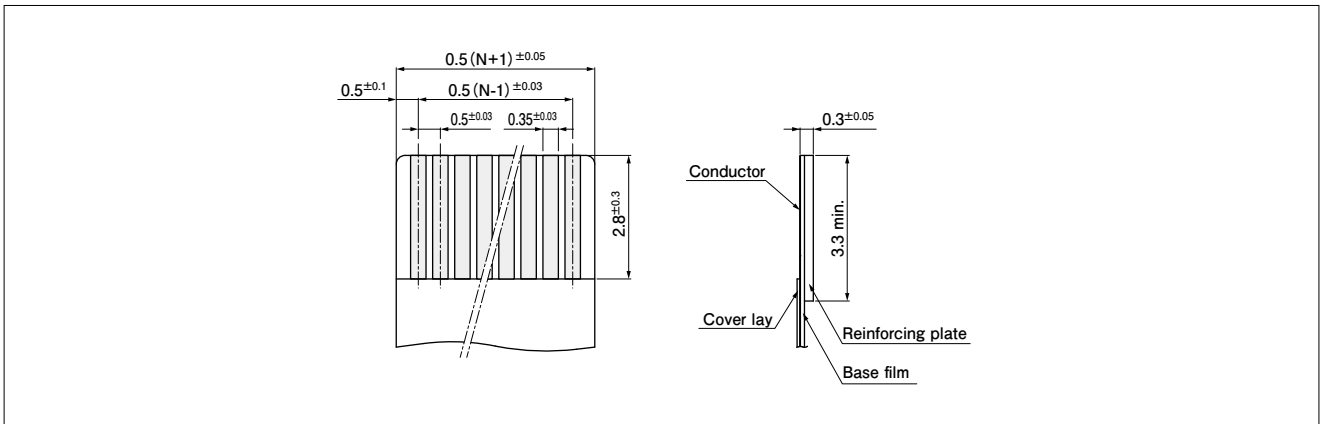
Reinforcement: Brass, copper-undercoated, tin-plated

Slider: PPS, UL94V-0

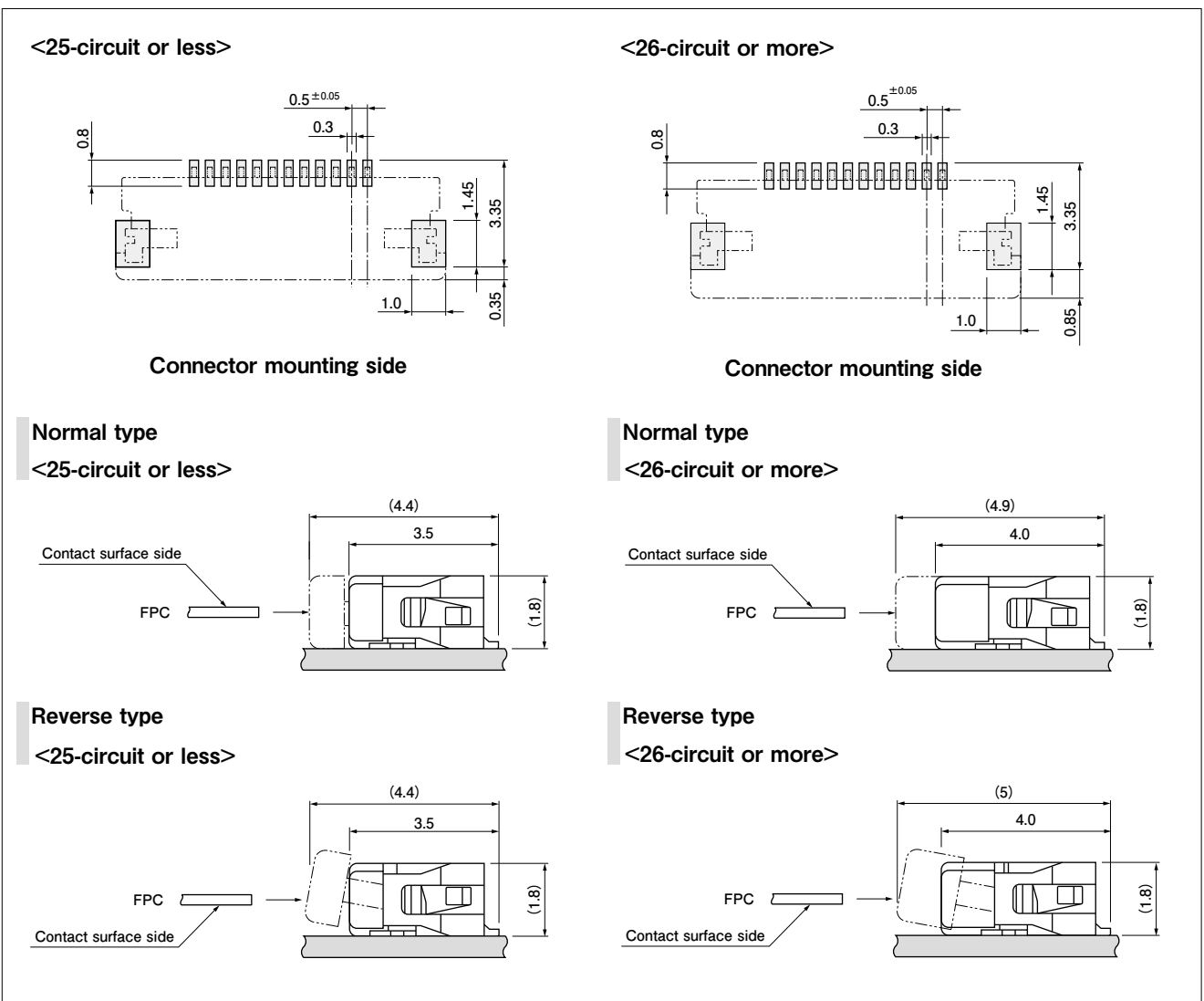
RoHS2 compliance This product displays (LF)(SN) on a label.

FKZ CONNECTOR

Lead section dimensions of FPC



PC board layout and Assembly layout



Note: 1. Tolerances are non-cumulative: ± 0.05 mm for all centers.
 2. Please contact JST for details as the dimensions shown in the above figure are reference values.