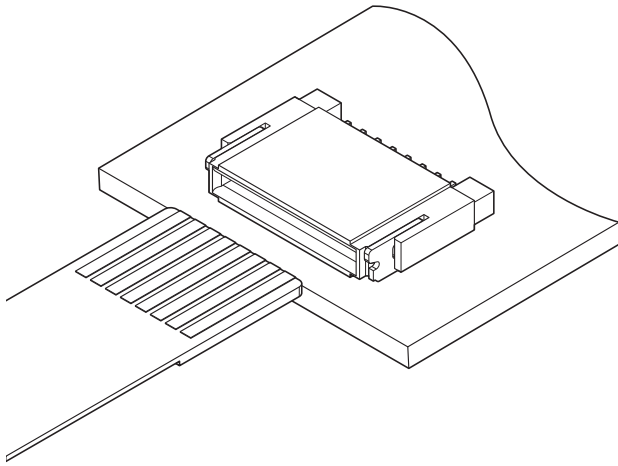


FHA CONNECTOR

0.5mm pitch/Connectors for FPC



This FHA connector is a renewal product of current FHJ connector.
This is Non-ZIF type connector for the 0.3 mm thickness FPC with a mounting height of 1.1 mm, small and space saving type.

Specifications

- Current rating: 0.5 A AC, DC
- Voltage rating: 50 V AC, DC
- Temperature range: -25°C to +85°C
(including temperature rise in applying electrical current)
- Contact resistance: Initial value/ 40 mΩ max.
After environmental tests/ 30 mΩ max.
(variation from initial value)
- Insulation resistance: 50 MΩ min.
- Withstanding voltage: 200 VAC/minute
- Applicable FPC: Conductor pitch/ 0.5 mm
Conductor width/ 0.35 mm
Mating part thickness/ 0.3 ± 0.05 mm

* Refer to "General Instruction and Notice when using Terminals and Connectors" at the end of this catalog.

* Contact JST for details.

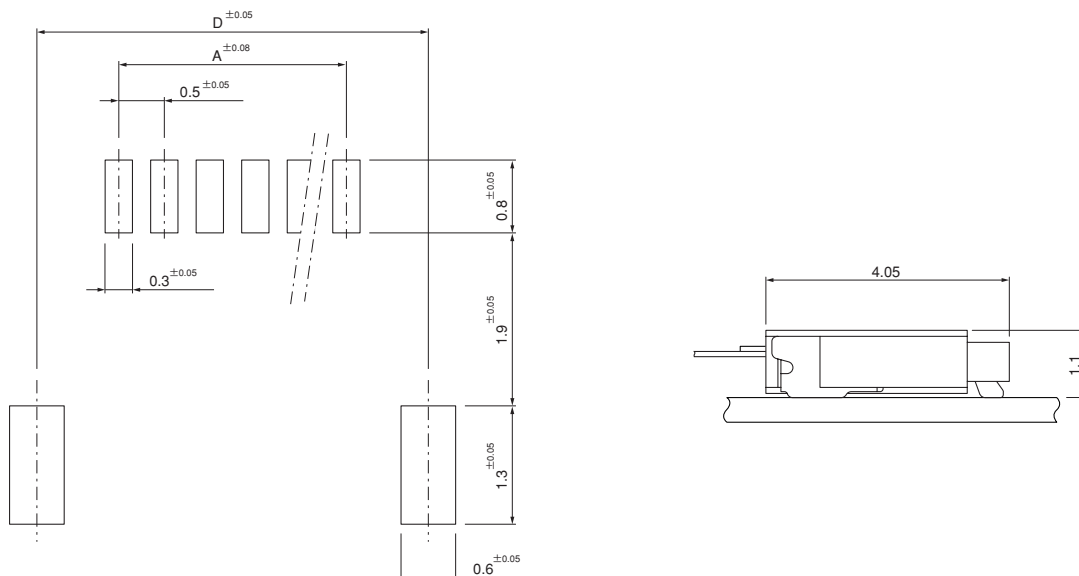
* Compliant with RoHS.

Standards

Ⓜ Recognized E60389

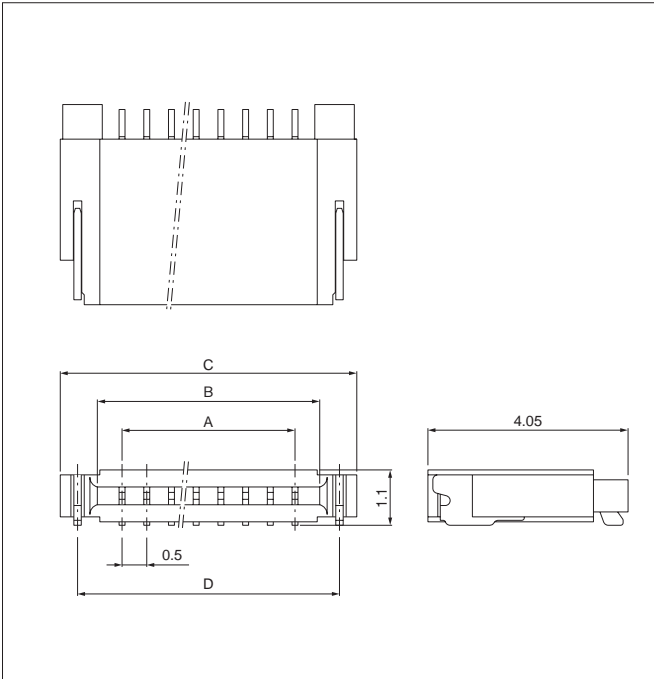
Ⓢ Certified LR20812

PC board layout and Assembly layout



FHA CONNECTOR

Connector



Circuits	Model No.	Dimensions (mm)				Q'ty/ reel
		A	B	C	D	
4	04FHA-SM1-GAN-ETB(HF)	1.5	2.5	4.0	3.3	7,000
5	05FHA-SM1-GAN-ETB(HF)	2.0	3.0	4.5	3.8	7,000
6	06FHA-SM1-GAN-ETB(HF)	2.5	3.5	5.0	4.3	7,000
7	07FHA-SM1-GAN-ETB(HF)	3.0	4.0	5.5	4.8	7,000
8	08FHA-SM1-GAN-ETB(HF)	3.5	4.5	6.0	5.3	7,000
9	09FHA-SM1-GAN-ETB(HF)	4.0	5.0	6.5	5.8	7,000
10	10FHA-SM1-GAN-ETB(HF)	4.5	5.5	7.0	6.3	7,000
11	11FHA-SM1-GAN-ETB(HF)	5.0	6.0	7.5	6.8	7,000
12	12FHA-SM1-GAN-ETB(HF)	5.5	6.5	8.0	7.3	7,000
14	14FHA-SM1-GAN-ETB(HF)	6.5	7.5	9.0	8.3	7,000
16	16FHA-SM1-GAN-ETB(HF)	7.5	8.5	10.0	9.3	7,000
18	18FHA-SM1-GAN-ETB(HF)	8.5	9.5	11.0	10.3	7,000
20	20FHA-SM1-GAN-ETB(HF)	9.5	10.5	12.0	11.3	7,000
22	22FHA-SM1-GAN-ETB(HF)	10.5	11.5	13.0	12.3	7,000
24	24FHA-SM1-GAN-ETB(HF)	11.5	12.5	14.0	13.3	7,000
26	26FHA-SM1-GAN-ETB(HF)	12.5	13.5	15.0	14.3	7,000
28	28FHA-SM1-GAN-ETB(HF)	13.5	14.5	16.0	15.3	7,000
30	30FHA-SM1-GAN-ETB(HF)	14.5	15.5	17.0	16.3	7,000

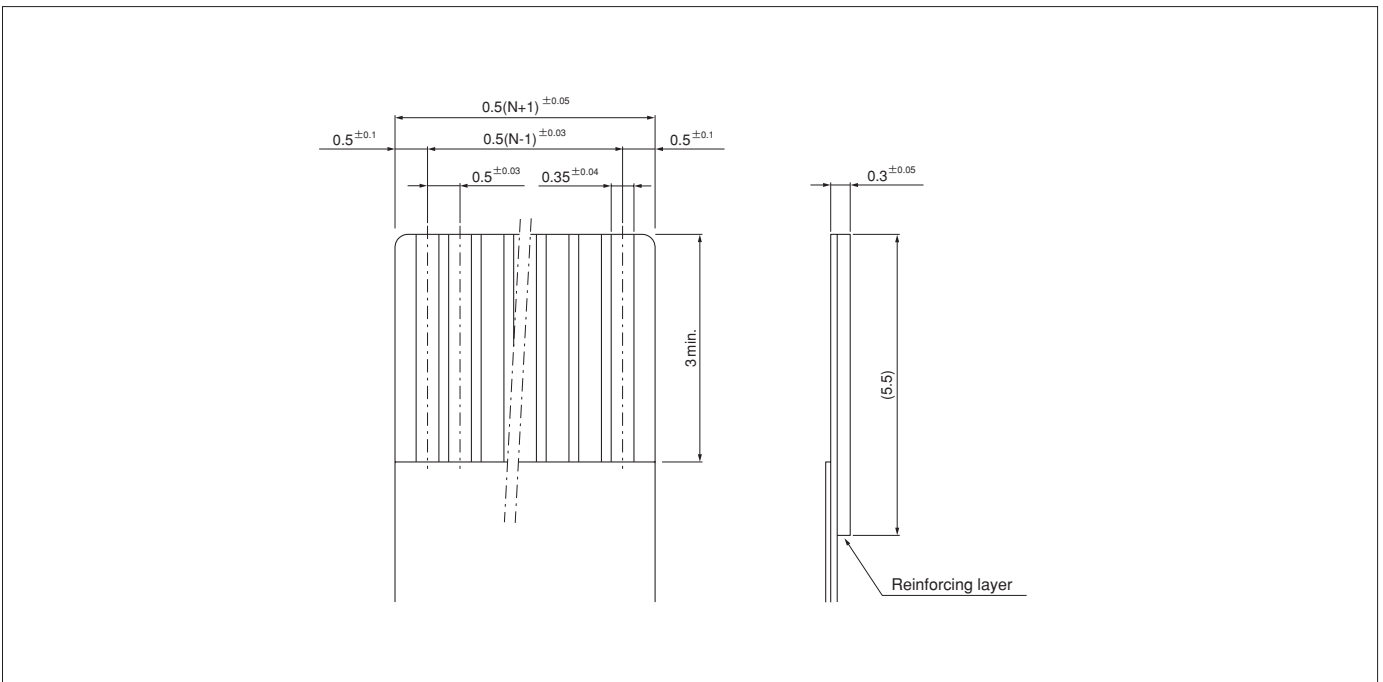
Material and Finish

Contact: Copper alloy, nickel-undercoated, gold-plated
Housing: Heat resisting resin, black
Reinforcement: Copper alloy, tin-plated

RoHS compliance

Note: The products listed above are supplied on embossed-tape.

Lead section dimensions of FPC



Note: N --- Number of circuits