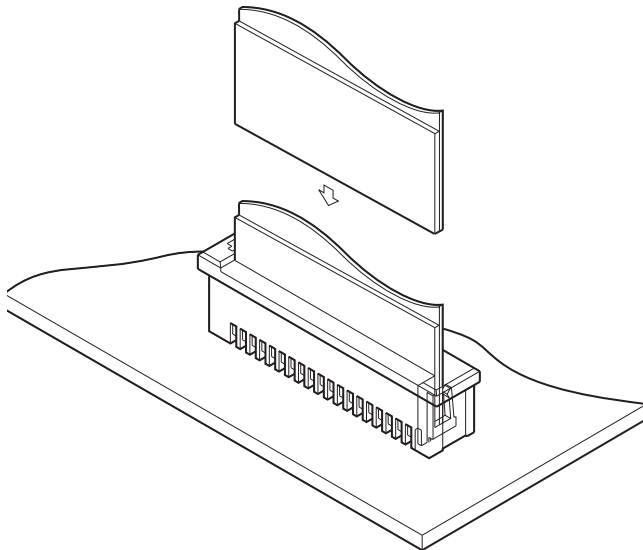


FMZ CONNECTOR

1.0 mm pitch/Connectors for PC board/For FFC, ZIF type



The FMZ series, a Zero Insertion Force (ZIF) connector series, was developed to increase wear resistance and extend the connector's mating life. It is a very compact connector with a thickness of only 4.2 mm and a pitch of only 1.0 mm and is thus useful for high density packaging. The contact has a reliable double-leaf construction which provides stable connection.

- Zero insertion force mechanism
- Temporary retention feature
- Compact design with a thickness of 4.2 mm
- Double-leaf contact

Standards

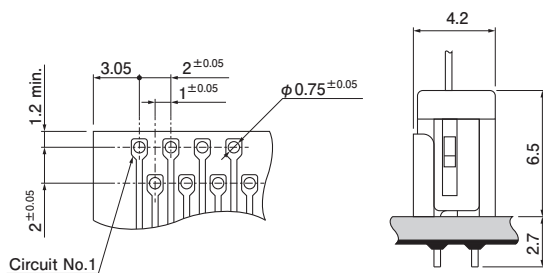
- Ⓜ : Recognized E60389
- Ⓢ : Certified LR20812

Specifications

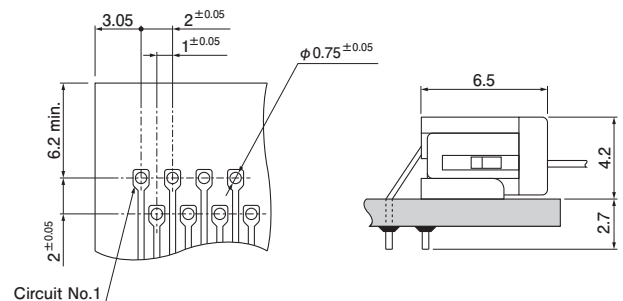
- Current rating: 0.5 A AC/DC
- Voltage rating: 50 V AC/DC
- Temperature range: -25°C to +85°C
(including temperature rise in applying electrical current)
- Contact resistance: Initial value/ 20 mΩ max.
After environmental tests/ 30 mΩ max.
- Insulation resistance: 800 MΩ min.
- Withstanding voltage: 500 VAC/minute
- Applicable FFC: Conductor pitch/ 1.0 mm
Conductor width/ 0.7 mm
Mating part thickness/
20 circuits or less: 0.30 ± 0.05 mm
22 circuits or more: 0.30^{+0.05} mm
- Applicable PC board thickness: 0.8 to 1.6 mm
- * In using the products, refer to "Handling Precautions for Terminals and Connectors" described on our website (Technical documents of Product information page).
- * RoHS2 compliance
- * Dimensional unit : mm
- * Contact JST for details.

PC board layout and Assembly layout

Top entry type



Side entry type

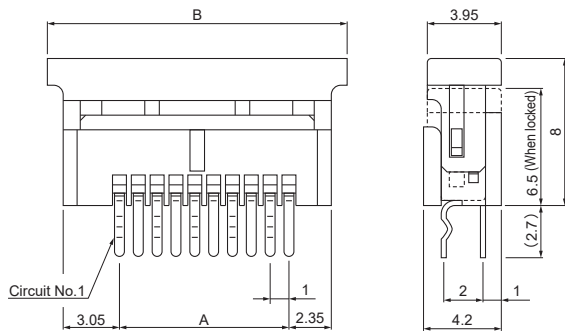


- Note: 1. The above figure is the figure viewed from the connector soldering side.
2. Tolerances are non-cumulative: ± 0.05 mm for all centers.
3. Hole dimensions differ according to the type of PC board and piercing method.
Please contact JST for details as the dimensions shown in the above figure are reference values.

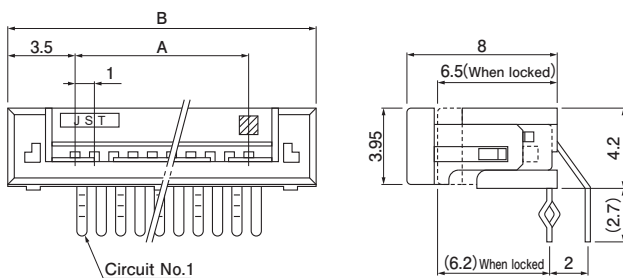
FMZ CONNECTOR

Connector

Top entry type



Side entry type



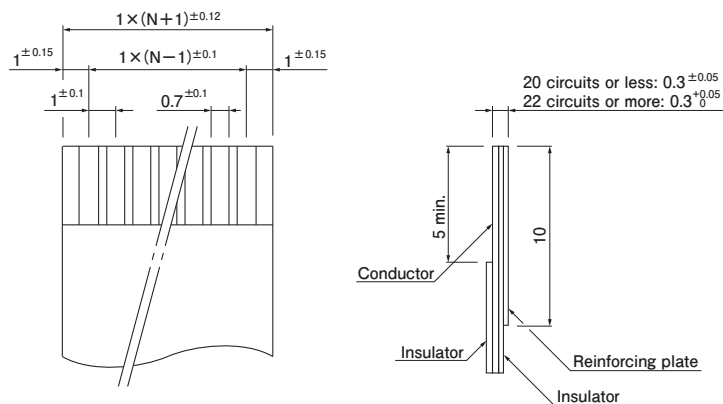
No. of circuits	Model No.		Dimensions (mm)		Q'ty/box	
	Top entry type	Side entry type	A	B	Top entry type	Side entry type
6	06FMZ-BT	06FMZ-ST	5.0	12.0	1,440	800
8	08FMZ-BT	08FMZ-ST	7.0	14.0	1,440	800
9	09FMZ-BT	—	8.0	15.0	960	—
10	10FMZ-BT	10FMZ-ST	9.0	16.0	960	600
12	12FMZ-BT	12FMZ-ST	11.0	18.0	960	600
13	13FMZ-BT	13FMZ-ST	12.0	19.0	960	600
14	14FMZ-BT	14FMZ-ST	13.0	20.0	960	400
15	15FMZ-BT	15FMZ-ST	14.0	21.0	780	400
16	16FMZ-BT	16FMZ-ST	15.0	22.0	780	400
17	17FMZ-BT	—	16.0	23.0	780	—
20	20FMZ-BT	20FMZ-ST	19.0	26.0	720	400
22	22FMZ-BT	22FMZ-ST	21.0	28.0	720	400
24	—	24FMZ-ST	23.0	30.0	—	300
26	26FMZ-BT	26FMZ-ST	25.0	32.0	480	300
28	—	28FMZ-ST	27.0	34.0	480	300
30	30FMZ-BT	30FMZ-ST	29.0	36.0	480	300

Material and Finish

Contact: Phosphor bronze, copper-undercoated, tin-plated (reflow treatment)
Housing: Glass-filled PBT, UL94V-0

RoHS2 compliance This product displays (LF) (SN) on a label.

Dimensions of FFC lead section



Note: N --- Number of circuits