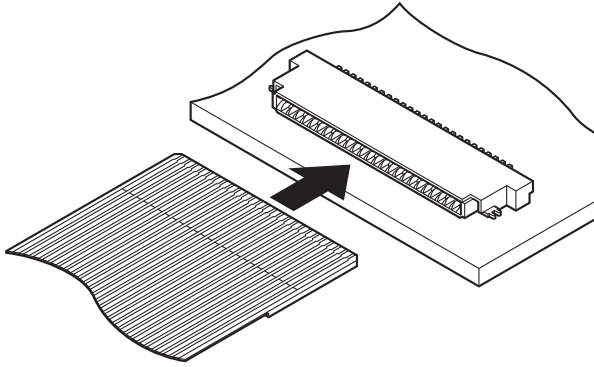


FH CONNECTOR

0.5 mm pitch / Connectors for PC board / For FPC, Non-ZIF type



The large miniaturization at pitch direction and depth direction and low profile as 1.2 mm mounting height are realized. FH connector is miniaturized and space saving Non-ZIF type connector for FPC.

- Double-sided contact
- Applicable to standard FPC

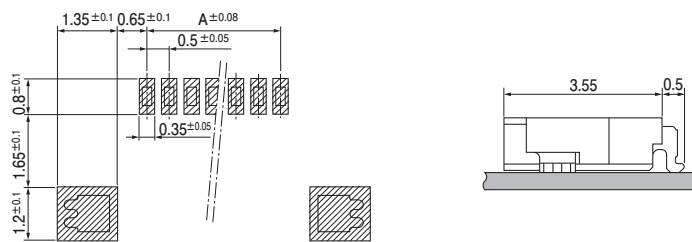
Standards

: Recognized E 60389

Specifications

- Current rating: 0.5 A AC/DC
- Voltage rating: 50 V AC/DC
- Temperature range: -25°C to +85°C
(including temperature rise in applying electrical current)
- Contact resistance: Initial value/40 mΩ max.
After environmental tests/ 20 mΩ max.
(variation from initial value)
- Insulation resistance: 500 MΩ min.
- Withstanding voltage: 200 V AC/minute
- Applicable FPC: Conductor pitch/0.5 mm
Conductor width/0.35 mm
Mating part thickness/ 0.3 ± 0.05 mm
- * In using the products, refer to "Handling Precaution for Terminals and Connectors" described on our website (Technical documents of Product information page).
- * RoHS2 compliance
- * Dimensional unit: mm
- * Contact JST for details.

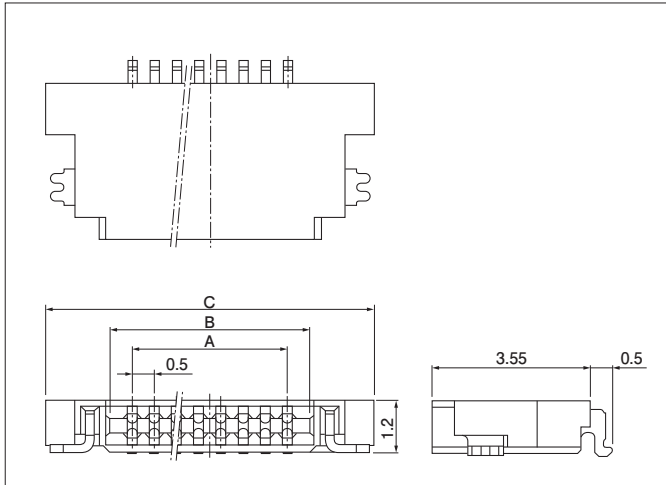
PC board layout and Assembly layout



- Note: 1. The above figure is the figure viewed from the connector mounting side.
2. Tolerances are non-cumulative: ± 0.08 mm for all centers.
Please contact JST for details as the dimensions shown in the above figure are reference values.

FH CONNECTOR

Connector



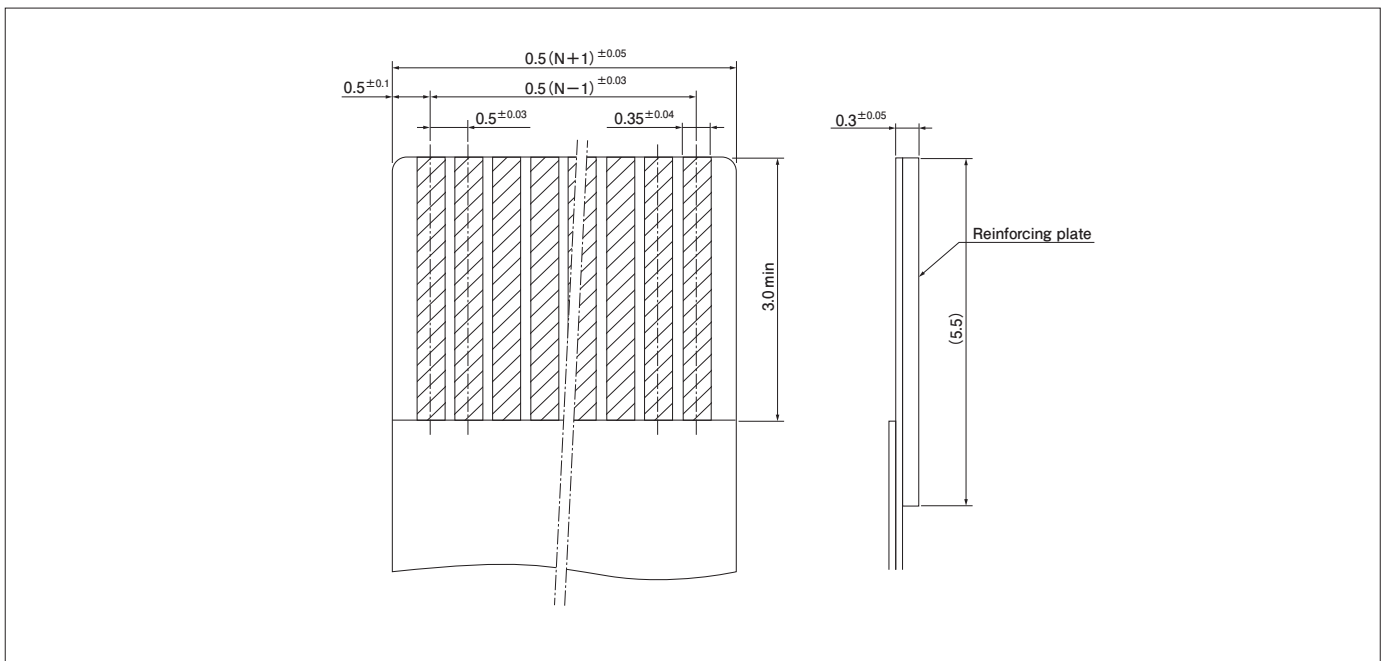
No. of circuits	Model No.	Dimensions (mm)			Q'ty/reel
		A	B	C	
6	06FH-SM1-TB	2.5	3.5	6.4	4,000
10	10FH-SM1-TB	4.5	5.5	8.4	4,000
11	11FH-SM1-TB	5.0	6.0	8.9	4,000
14	14FH-SM1-TB	6.5	7.5	10.4	4,000
20	20FH-SM1-TB	9.5	10.5	13.4	4,000

Material and Finish

Contact : Copper alloy, copper-undercoated, tin-plated (reflow treatment)
Housing : LCP, UL94V-0
Solder tab : Copper alloy, copper-undercoated, tin-plated (reflow treatment)

RoHS2 compliance This product displays (LF)(SN) on a label.

Dimensions of FPC lead section



Note: N — Number of circuits