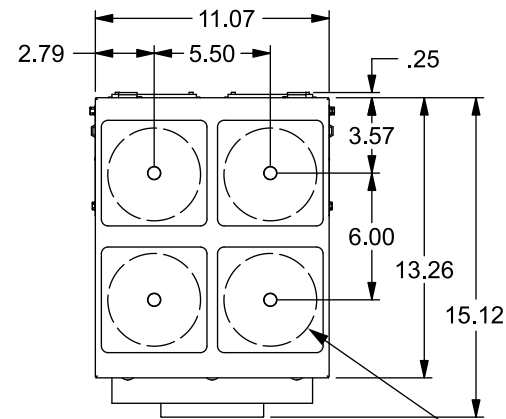


Catalog Numbers

Catalog No.	Amperage Rating	Max. Interrupting Rating
1 PHASE, 3 WIRE, 120/240V AC MAX		
WB1700T	700	65,000
WB1700TU	700	100,000
WB1800T	800	65,000
WB1800TU	800	100,000



- TYPE 3R OUTDOOR ENCLOSURE
- MAIN BUS RATING: 1200A MAX., 240V AC Max.
- 1 PHASE
- FOR OVERHEAD SERVICE ONLY
- MOUNTING RAILS AND ADJUSTABLE BRACKETS FOR SECURE MOUNTING



FRONT VIEW SHOWN WITH COVER AND SHIELDS REMOVED

(4) TYPE "HD" 4" MAX HUB OPENINGS, FACTORY INSTALLED COVER PLATES

Accessories

Ground Bar Kit	ECLX069M
Ground Lug Kit (3 Position)	ECGLK3300, (3) #6-300kcmil, Torque 250 lb-in
Ground Lug Kit (6 Position)	ECGLK6300, (6) #6-300kcmil, Torque 250 lb-in
Breaker Lug Kit (factory installed)	LK13500 (kit includes 3 lugs)
Alternate Breaker Lug Kit	LK13750 - (3) 500-750 kcmil, Torque 375 lb.-in. (kit includes 3 lugs)
Alternate Breaker Lug Kit	LK14500 - (4) #2-500 kcmil, Torque 375 lb.-in. (kit includes 3 lugs)
Terminal Shield	NDTS (factory installed)

Equip Ground Acc'y Cat. No. ECLX069M	
Small Terminals	Large Terminals
Wire Range / Torque	Wire Range / Torque
10-14 AWG 20 lb-in	10-14 AWG 35 lb-in
8 AWG 25 lb-in	8 AWG 40 lb-in
6 AWG 35 lb-in	1/0-6 AWG . 45 lb-in

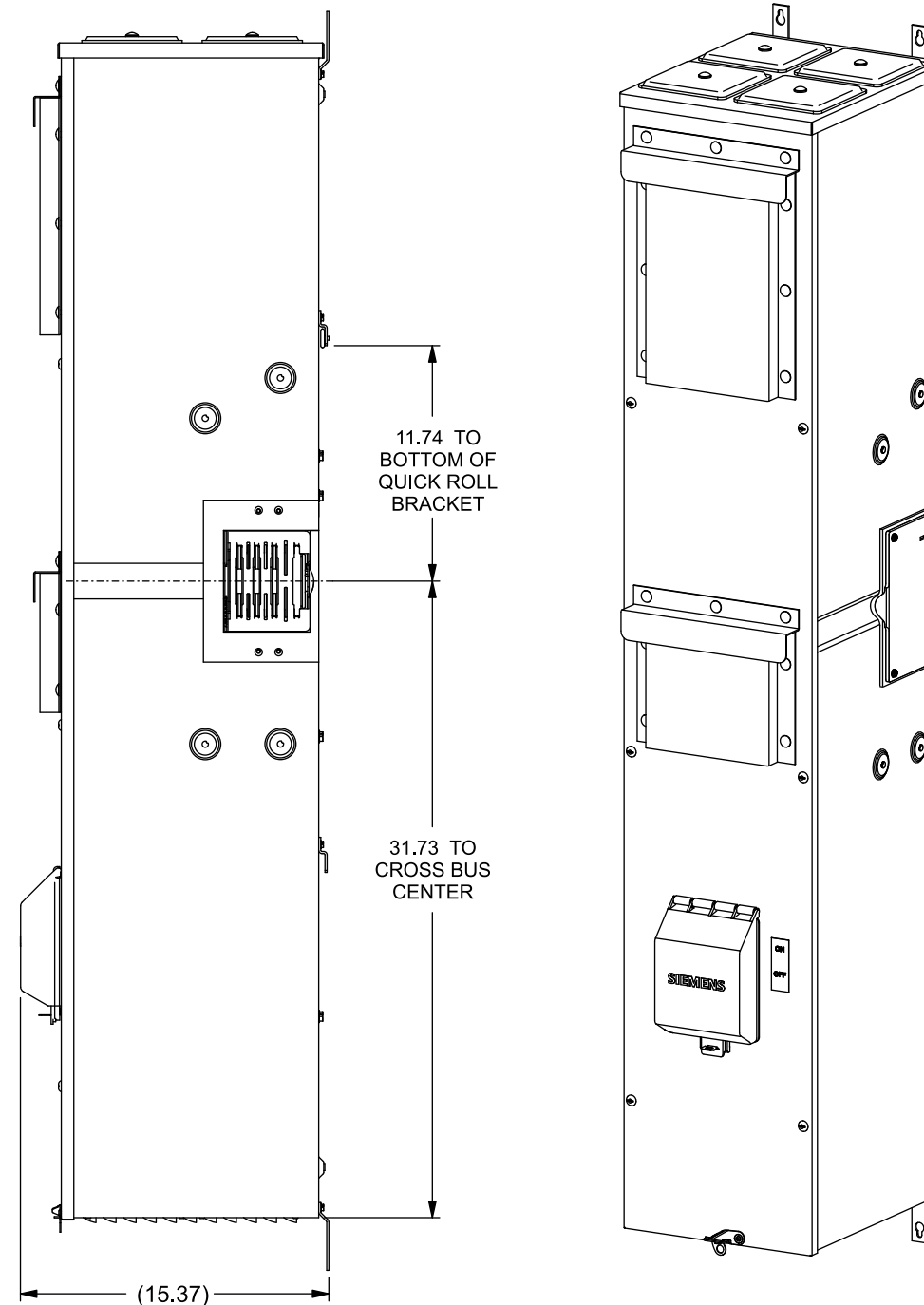
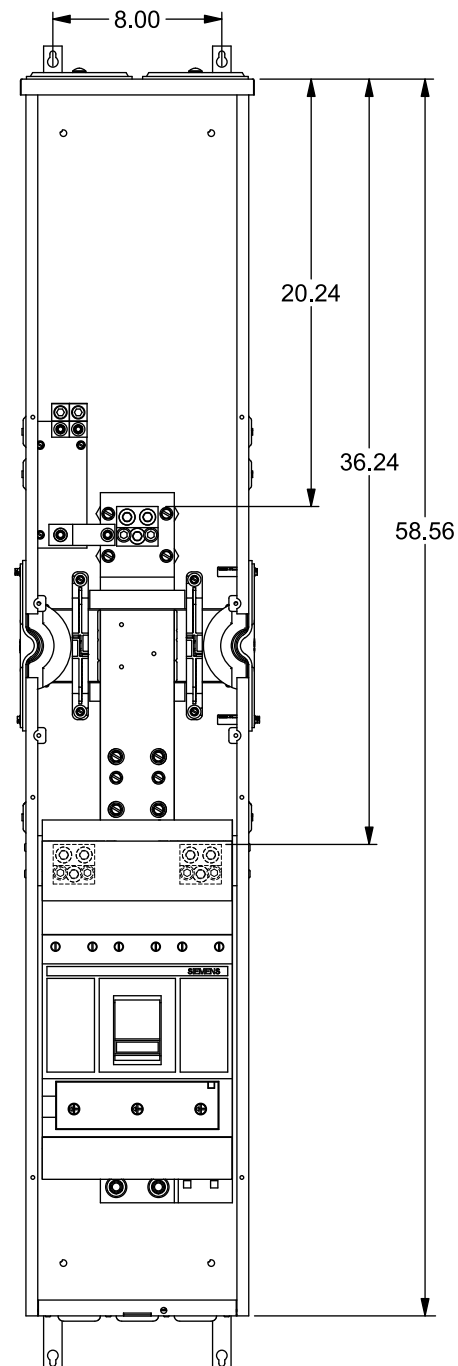
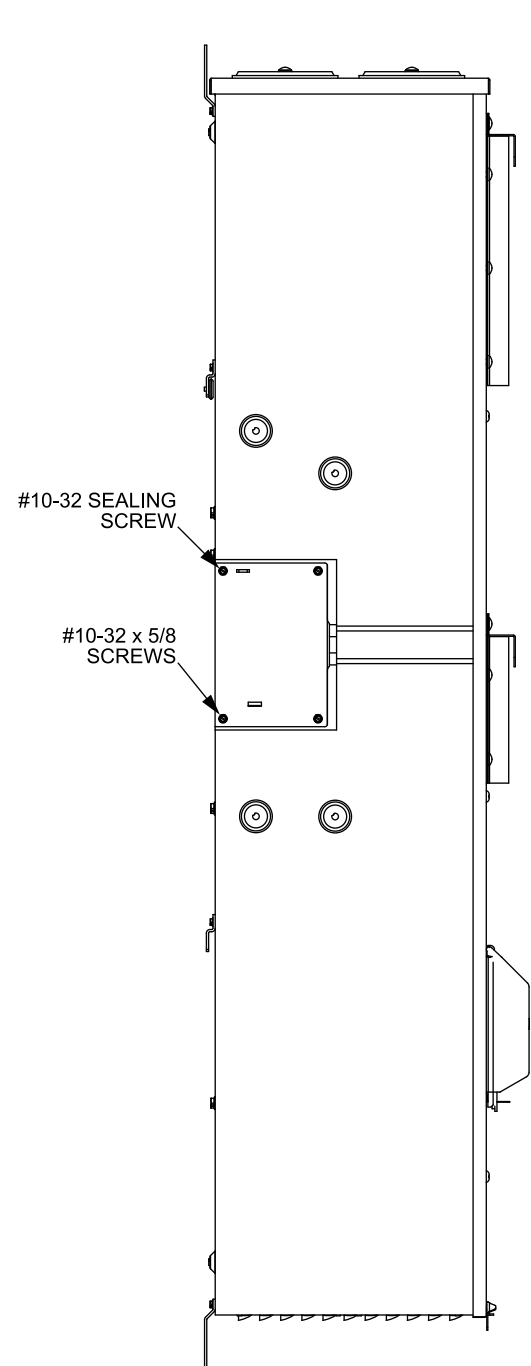
HD Type Hubs	Catalog No.
Hub Cover Plate	EC56933S
Type HD Hub 2"	EC56854
Type HD Hub 2-1/2"	EC56855
Type HD Hub 3"	EC56856
Type HD Hub 3-1/2"	EC56857
Type HD Hub 4"	EC56858

Additional Modules

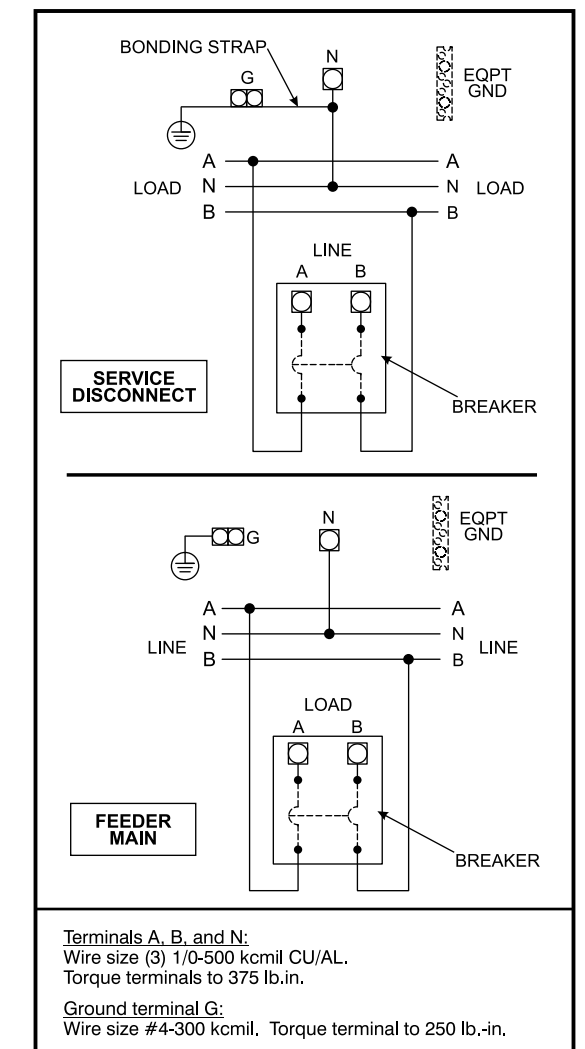
IMPORTANT - for use with:

Module Description	Siemens Series#
Main Breakers	WB(M), WEB(M), WXB, BFT
Switches	WMP, WS, WES, WXS
Tap/Terminal Boxes	WTB, WET, WT_PU, WTBN, WBT
Pull Boxes	WMMB
Meter Module	(W)MM, (W)MT, (W)ML, (W)MK, (W)MLZ(F), (W)MN
Meter Combinations	WC, WCL, WCT,
Extension Box	WSP, WSPD
Bussed Elbow	BE, WELB

Connect Modules Using:	Catalog Number / Torque
QuickConnect	QC1, Torque 400-440 lb-in (35-36 ft.-lb.)



Schematic



© 2018 Copyright Siemens Industry, Inc.

SIEMENS
Siemens Industry, Inc.

PowerMod™ Breaker Mains

Description: **700-800A, 1 Phase, Top Feed Skinny Mains**

KAM 8/6/18 DO NOT SCALE DRAWING Dwg. No. **WB1700T-WB1800TU**