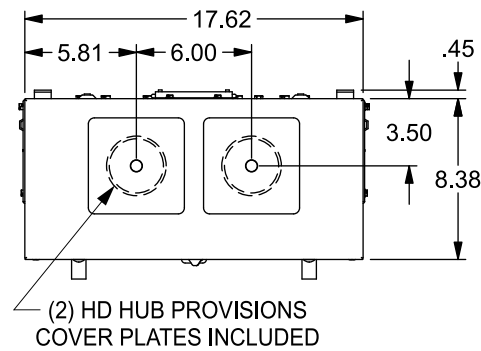


Features and Ratings

- MODULE RATING: 400 AMPS, 240V AC MAX.,
- 1 PHASE
- 100,000 AIC RATING MAX, SEE DIAGRAM FOR DETAILS
- TYPE 3R OUTDOOR ENCLOSURE
- FOR OVERHEAD OR UNDERGROUND SERVICE
- MOUNTING RAILS AND ADJUSTABLE BRACKETS FOR SECURE MOUNTING

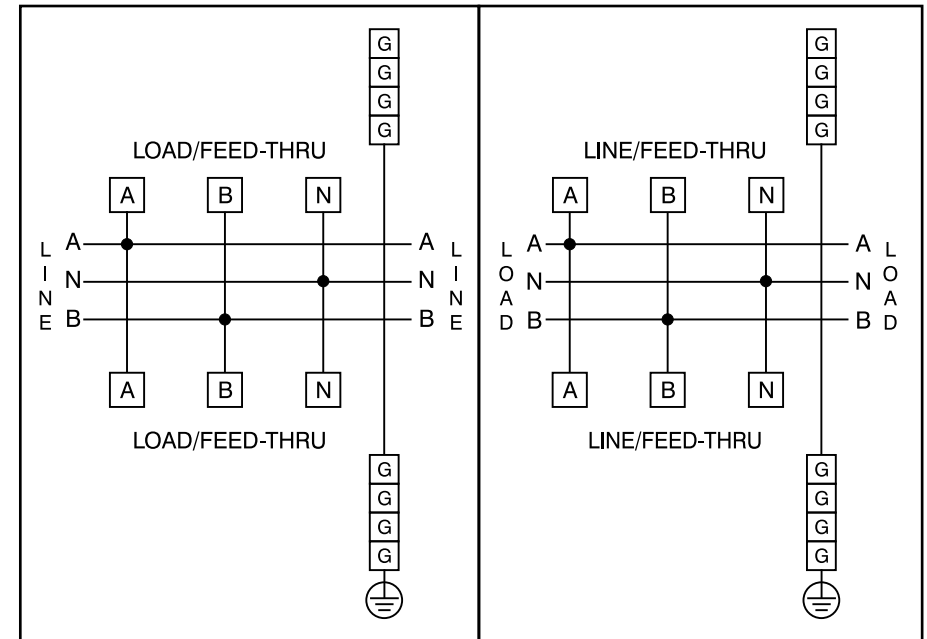
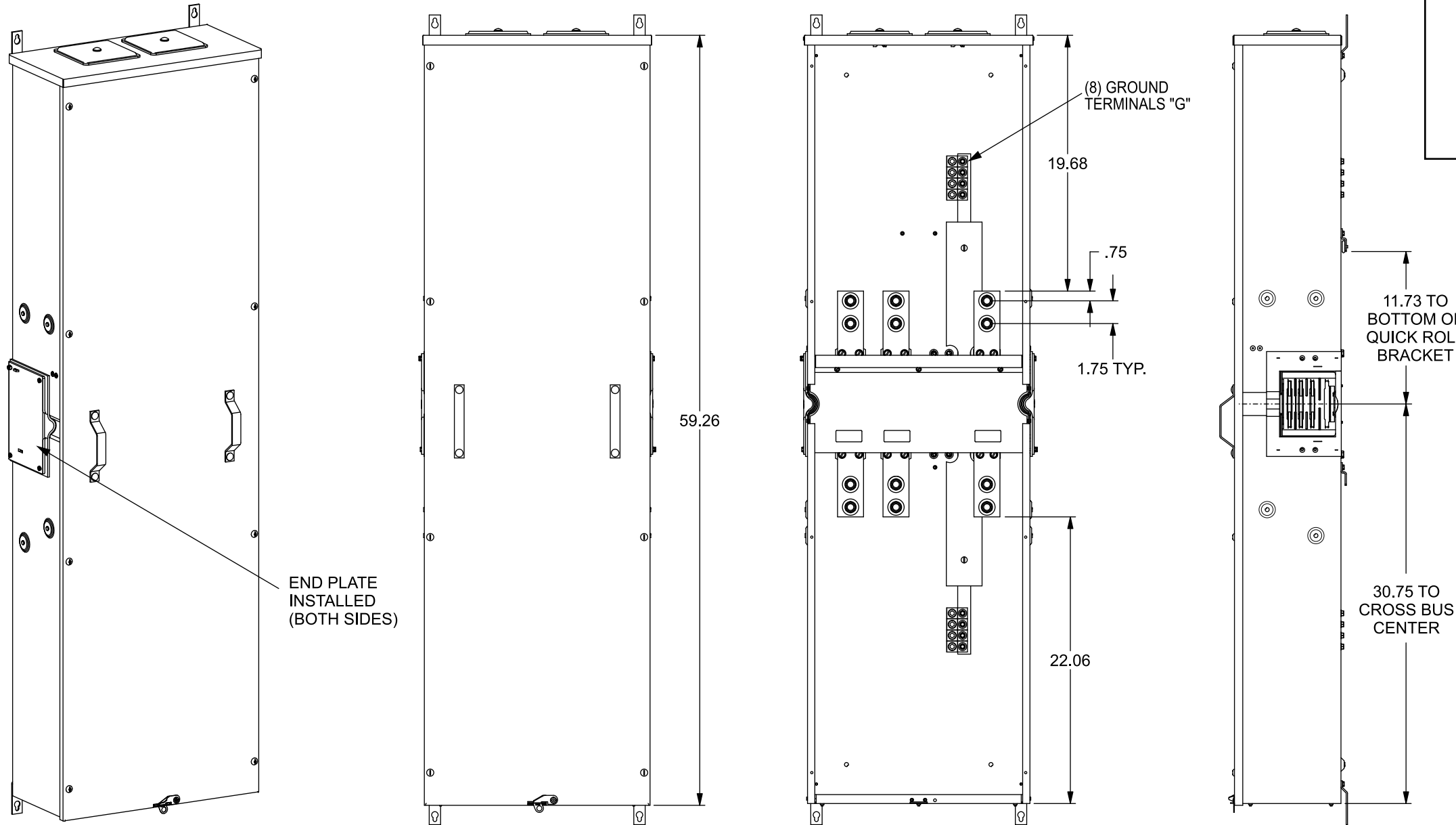


Lug Kits and Replacement Parts

Lugs for Phase and Neutral Connections (not supplied)					
Lug No.	MFG	Wire Range	Type	No. Wires per phase	Torque (lb.-in.)
LK11750N2	Siemens	300-750 kcmil	Mechanical	1	500
LK12500N2	Siemens	1/0-500 kcmil	Mechanical	2	500
2ACL-500	ILSCO	500 kcmil	Compression	2	NA ②
2ACL-750	ILSCO	750 kcmil	Compression	1	NA ②

- ① Order one mechanical lug kit for mains and neutral. Additional lug kit is required for feed-thru terminals. Contact lug manufacturer for compression lug quantities supplied for each kit.
 ② See lug manufacturer's instruction sheet supplied with the connector for tool, die, and number of crimps.

VIEW SHOWN WITHOUT COVERS



Terminals A, B, and N:
See Lug Chart for applicable lug kits, wire size and torque information.

Ground Terminal G: Wire size #4-300 kcmil.
Torque terminal to 250 lb.-in.

Additional Modules

IMPORTANT - for use with:

Module Description	Siemens Series#
Main Breakers	WB(M), WEB(M), WXB, BFT
Switches	WMP, WS, WES, WXS
Tap/Terminal Boxes	WTB, WET, WT_PU, WTBN, WBT
Pull Boxes	WMMB
Meter Module	(W)MM, (W)MT, (W)ML, (W)MK, (W)MLZ(F), (W)MN
Meter Combinations	WC, WCL, WCT,
Extension Box	WSP, WSPD
Bussed Elbow	BE, WELB

Connect Modules Using: Cat. No. Torque
 Quick Connect QC1 400-440 lb-in (35-36 ft.-lb.)

Accessories

Siemens Accessories	Catalog Number
Hub Cover Plate	EC56933S
Type HD Hub 2"	EC56854
Type HD Hub 2-1/2"	EC56855
Type HD Hub 3"	EC56856
Type HD Hub 3-1/2"	EC56857
Type HD Hub 4"	EC56858

© 2018 Copyright Siemens Industry, Inc.

SIEMENS
Siemens Industry, Inc.

PowerMod™ Feed-Thru Tap Boxes

Description: **400A, 1 Phase, Feed-Thru Tap Box w/Hub Openings**

KAM 1/23/18 DO NOT SCALE DRAWING Dwg No: **WT1400PU**

Catalog No. WT1400PU