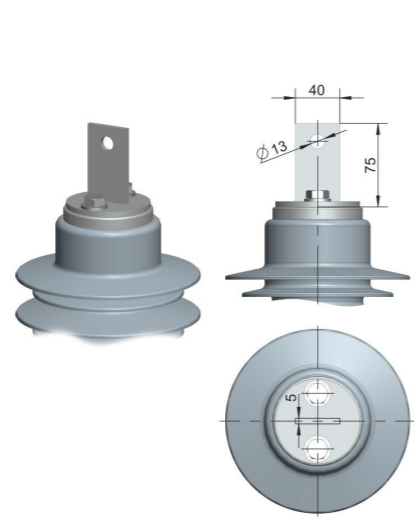
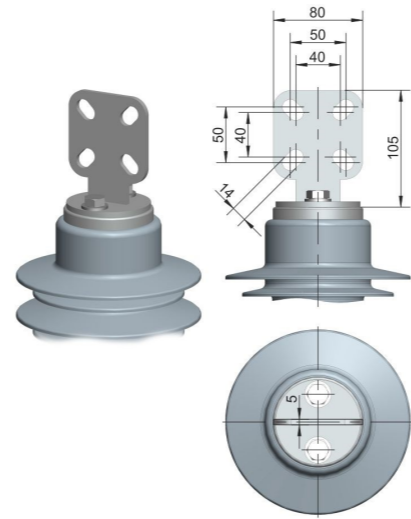




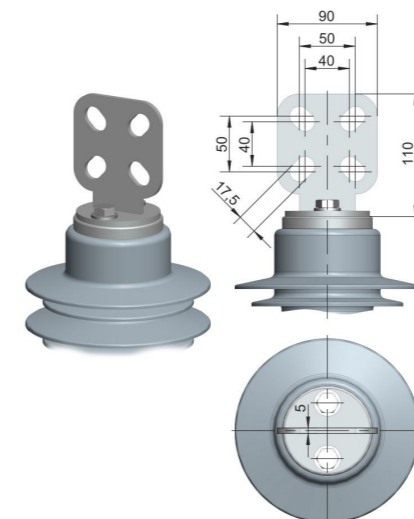
70 Nm




3EX4 500-1L



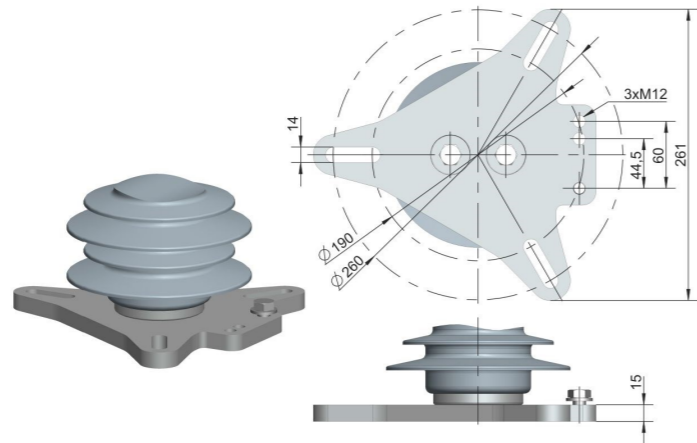
3EX4 500-1X



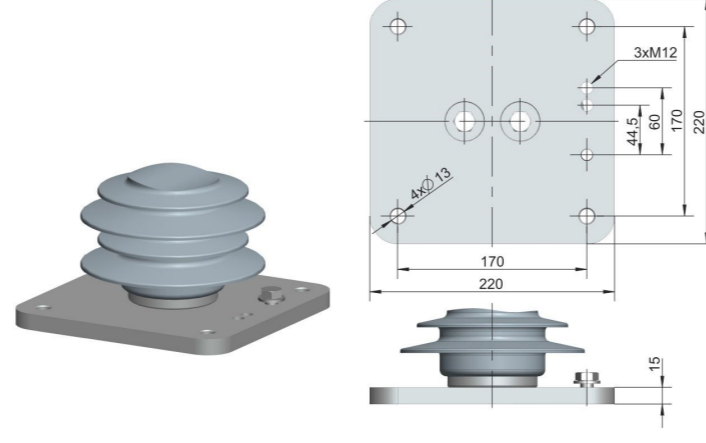
3EX4 500-1Y



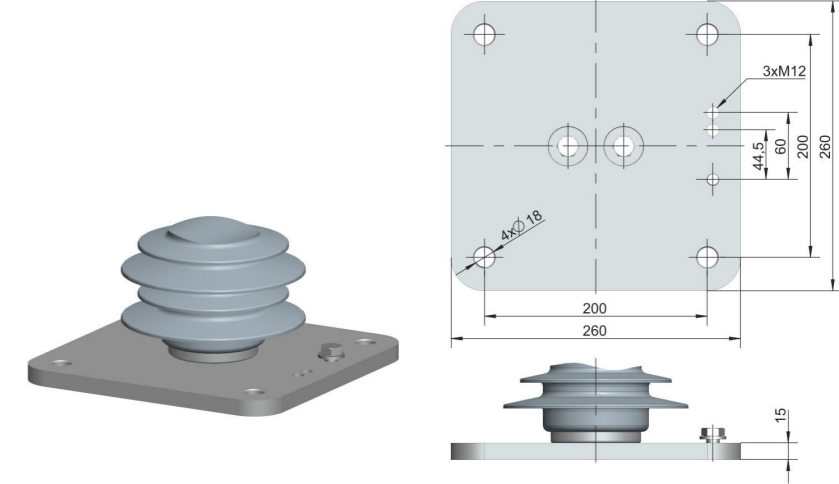
70 Nm



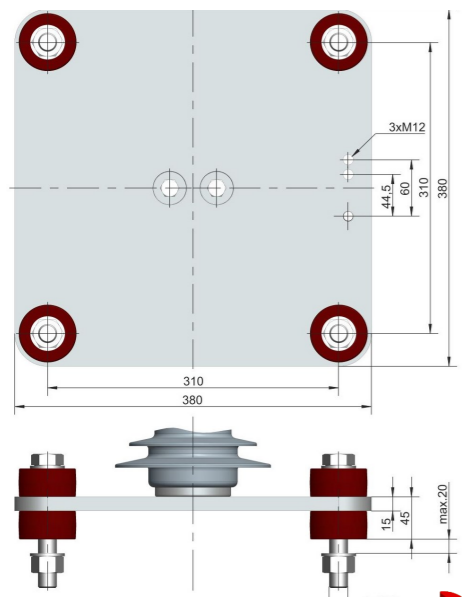
3EX4 500-3A



3EX4 500-3B

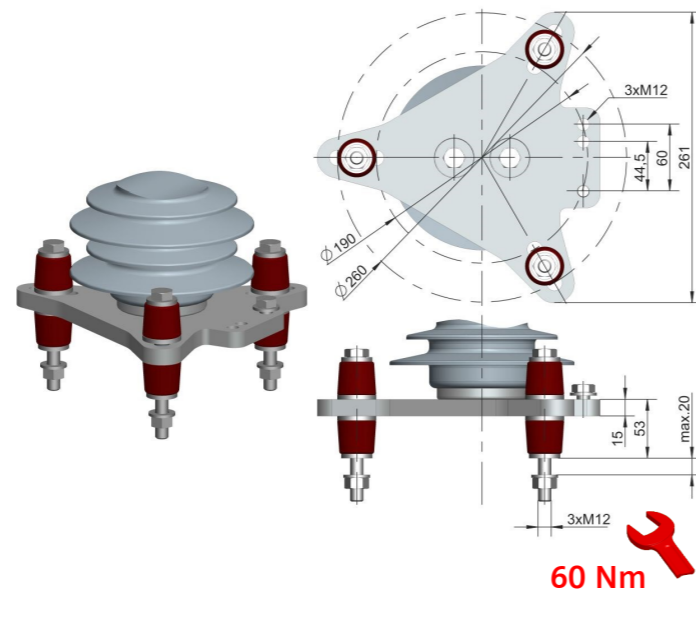


3EX4 500-3C

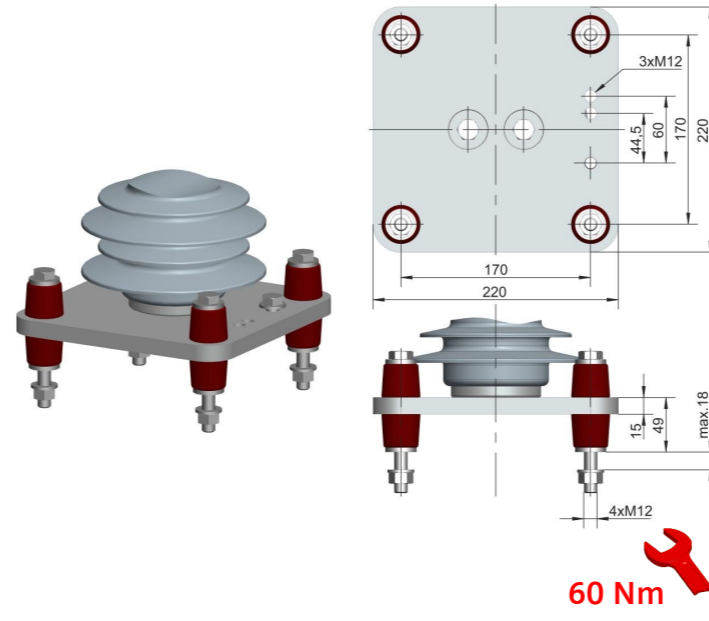


105 Nm

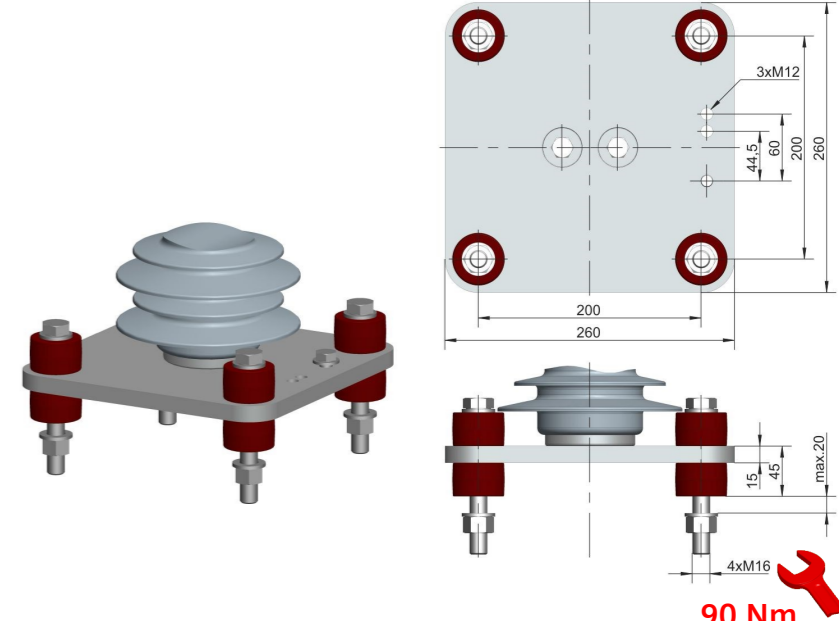
3EX4 500-2D



3EX4 500-2A



3EX4 500-2B



3EX4 500-2C

60 Nm

60 Nm

90 Nm

	<p>IEC 60099-4, Ed. 3, 2014-06</p>		<p>Siemens AG EM HP AIS D -13623 Berlin +49 30 386-33222 +49 30 386-26721 arrester@siemens.de</p>	<p>3EJ9 802 66107 150</p>
--	--	--	---	---------------------------

**5 Sicherheitsregeln** DE

Vor Beginn der Arbeiten:

1. Freischalten
2. Gegen Wiedereinschalten sichern
3. Spannungsfreiheit feststellen
4. Erden und kurzschließen
5. Benachbarte, unter Spannung stehende Teile abdecken oder abschranken

**5 safety rules** EN

Before any work starts:

1. switch off and isolate
2. secure against reclosing
3. verify that equipment is dead
4. earth and short circuit the equipment
5. cover or fence off nearby live parts

**5 reglas de seguridad** ES

antes de iniciar los trabajos:

1. poner el sistema fuera de línea (aislarlo)
2. asegurarlo contra reconexiones
3. cerciorarse de la ausencia de tensión
4. ponerlo a tierra y cortocircuitario
5. tapar o vallar las partes adyacentes bajo tensión

**5 regras de segurança** PT

antes de iniciar quaisquer trabalhos:

1. desenergizar a linha
2. prevenir religamento
3. verificar desenergização
4. aterrar e curto-circuitar o equipamento
5. isolar partes vizinhas energizadas

**5 règles de securite** FR

avant le debut des travaux:

1. mettre hors tension
2. condamner les appareils
3. verifier l'absence de tension
4. mettre a la terre et court-circuiter
5. ecouverir les parties actives voisines ou en barrer l'accès

**5 regole di sicurezza** IT

prima di iniziare qualsiasi lavoro:

1. togliere la tensione
2. assicurare contro richiusure
3. accertare l'assenza di tensione
4. collegare a terra e cortocircuitare
5. coprire o sbarrare parti adiacenti sotto tensione

**5 правил техники безопасности** RU

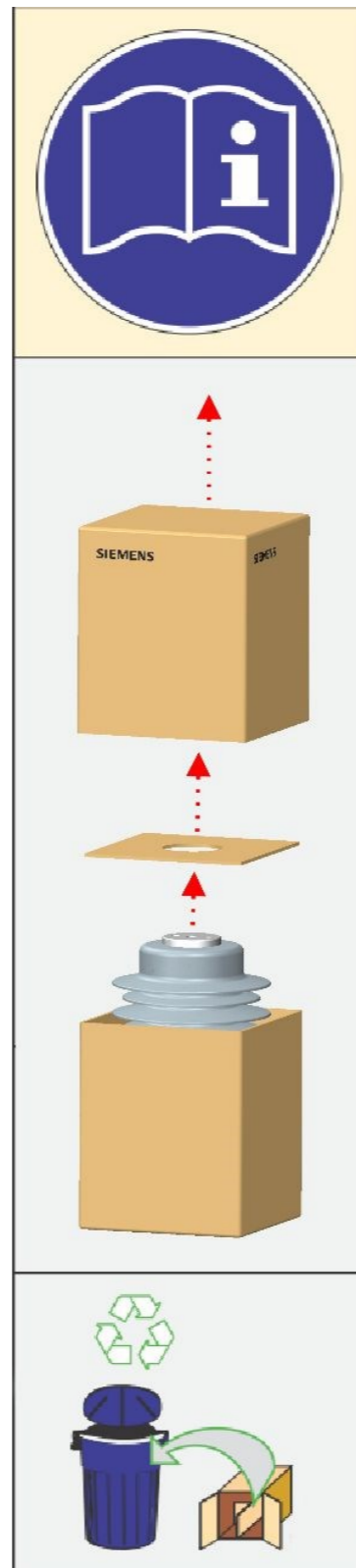
Перед началом работ:

1. Выполнить полное отключение
2. Предохранить от повторного включения
3. Убедиться в отсутствии напряжения
4. Заземлить и корототить
5. Закрыть или отгородить соседние, находящиеся под напряжением детали

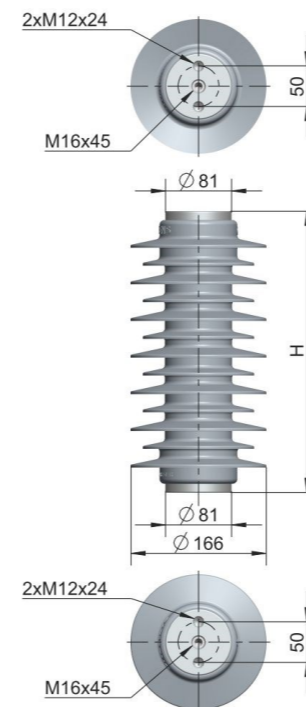
**警告** CN

开始进行任何作业之前:

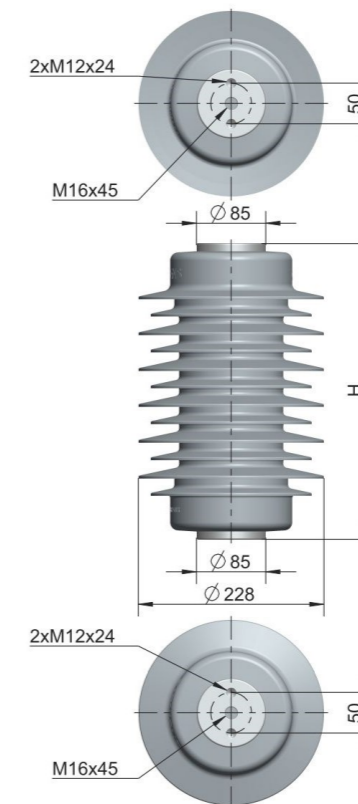
1. 断开电源
2. 防止重新接通
3. 确认电源已切断
4. 接地和短路
5. 盖好邻近的带电零件, 或者采取防护措施。



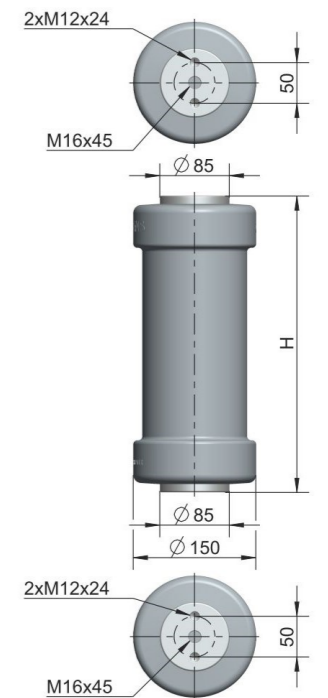
3EJ9 ...-4A



3EJ9 ...-4B



3EJ9 ...-0B



	IEC 60099-4, Ed. 3, 2014-06		Siemens AG EM HP AIS D -13623 Berlin +49 30 386-33222 +49 30 386-26721 arrester@siemens.de	
	3EJ9 802 66107 150			