

ECOFAST
Power & Control Modul
Power & Control Module
Module d'alimentation et de commande
Módulo de alimentación y mando
Modulo di alimentazione
Módulo de alimentação & comando

4FB2 1...-.....



IEC 60439-1 (VDE 0660 Teil 500)

Montageanleitung / Assembly Instructions

Bestell-Nr. / Order No.: **MD BAS0025-4V**

	⚠️ WARNUNG Gefährliche elektrische Spannung! Kann zu elektrischem Schlag und Verbrennungen führen. Vor Beginn der Arbeiten Anlage und Gerät spannungsfrei schalten.	⚠️ WARNING HAZARDOUS VOLTAGE. Can cause electrical shock and burns. Disconnect power before proceeding with any work on this equipment.	⚠️ ATTENTION Tension dangereuse ! Risque d'électrocution et de brûlure. Isoler cet appareil du réseau avant d'y intervenir pour travaux.
	⚠️ ADVERTENCIA ¡Tensión peligrosa! Puede causar choque eléctrico y quemaduras. Desconectar la alimentación antes de efectuar trabajo alguno en este equipo.	⚠️ ATTENZIONE Tensione elettrica pericolosa! Rischio di shock elettrico e ustioni. Prima di eseguire qualsiasi tipo di lavoro, assicurarsi che l'apparecchio e l'impianto siano scollegati.	⚠️ AVISO Tensão elétrica perigosa! Pode causar um choque elétrico e queimaduras. Antes de iniciar os trabalhos, desligue a tensão da unidade e do aparelho.

Eine sichere Gerätefunktion ist nur mit zertifizierten Komponenten gewährleistet!
 Reliable functioning of the equipment is only ensured with certified components.
 Le fonctionnement sûr de l'appareil n'est garanti qu'avec des composants certifiés.
 El funcionamiento seguro del aparato sólo está garantizado con componentes certificados.
 Il funzionamento sicuro dell'apparecchiatura viene garantito soltanto con componenti certificati.
 O funcionamento seguro do aparelho apenas pode ser garantido se forem utilizados os componentes certificados.

Weitere Informationen :
 For further information :
 Pour de plus amples informations :
 Más información :
 Per ulteriori informazioni :
 Mais informações :



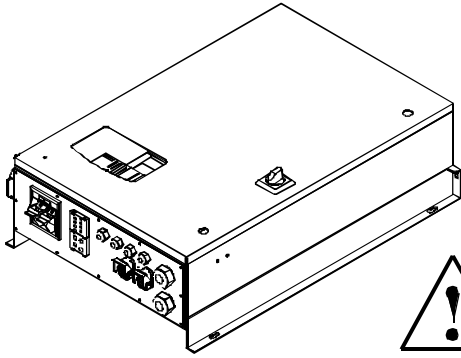
ECOFAST System
 Deutsch : 3RK1703-0AB18-0AA0



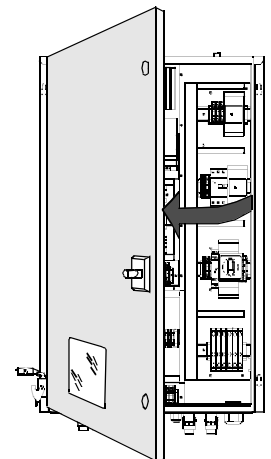
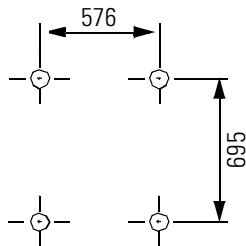
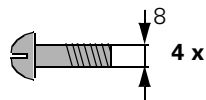
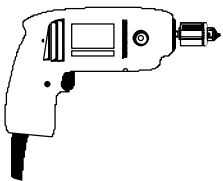
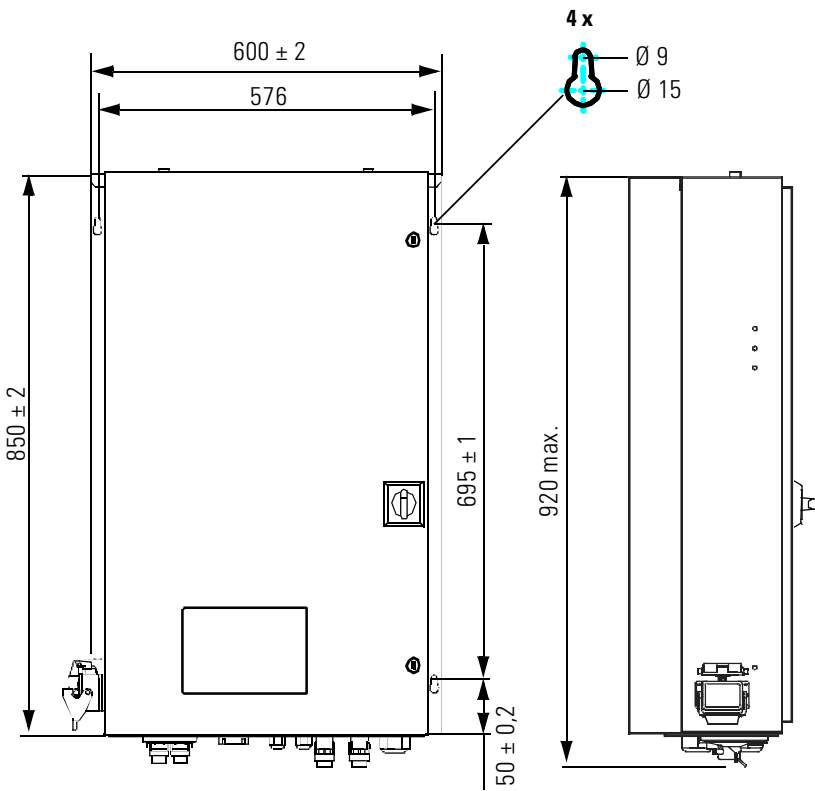
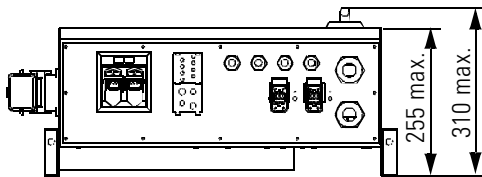
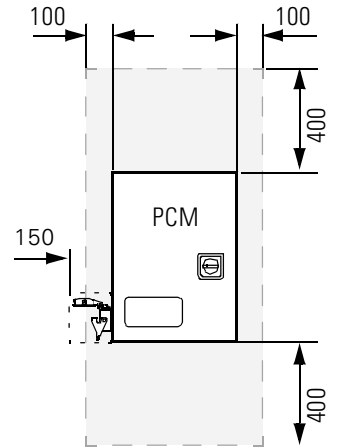
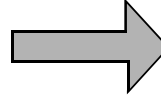
ECOFAST System
 English: 3RK1703-0BB18-0AA0

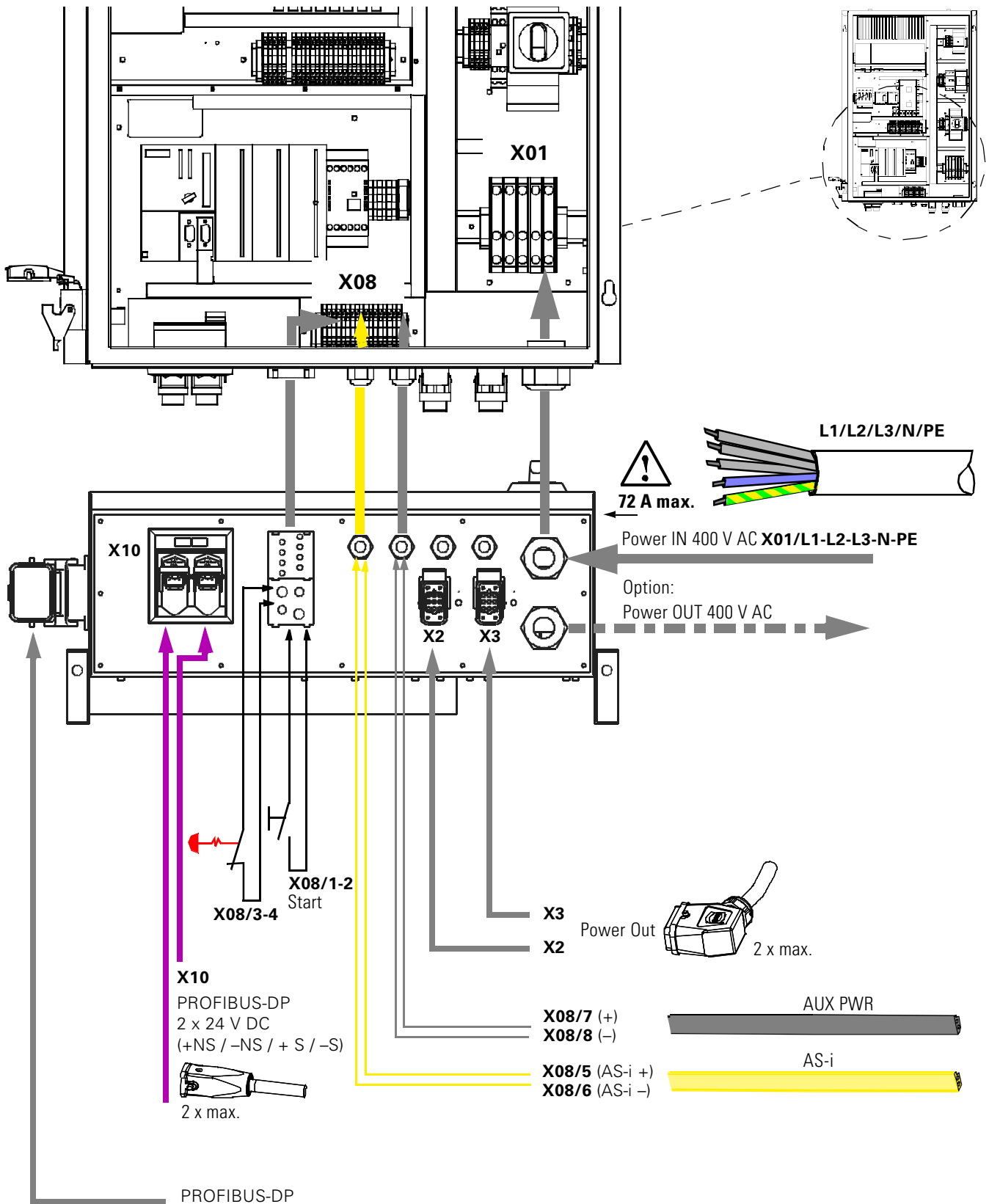
IP65: 4FB2 111-2A...-0AA0 IP00: 4FB2 111-2A...-0AA2	PROFIBUS-DP (Master) S7 300 	SIGUARD 3TK2 8 	IP65 3 AC 400 V
IP65: 4FB2 121-2A...-0AA0 IP00: 4FB2 121-2A...-0AA1	PROFIBUS-DP (Master) AS-Interface (Master) S7 300 		
IP65: 4FB2 111-2A...-0AA1 IP00: 4FB2 111-2A...-0AA3	PROFIBUS-DP (Slave) ET 200M 		IP00 3 AC 400 V
IP65: 4FB2 112-2A...-0AA0 IP00: 4FB2 112-2A...-0AA1	PROFIBUS-DP (Master) AS-Interface (Master) S7 300 	AS-i-Monitor 	


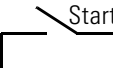








IP65

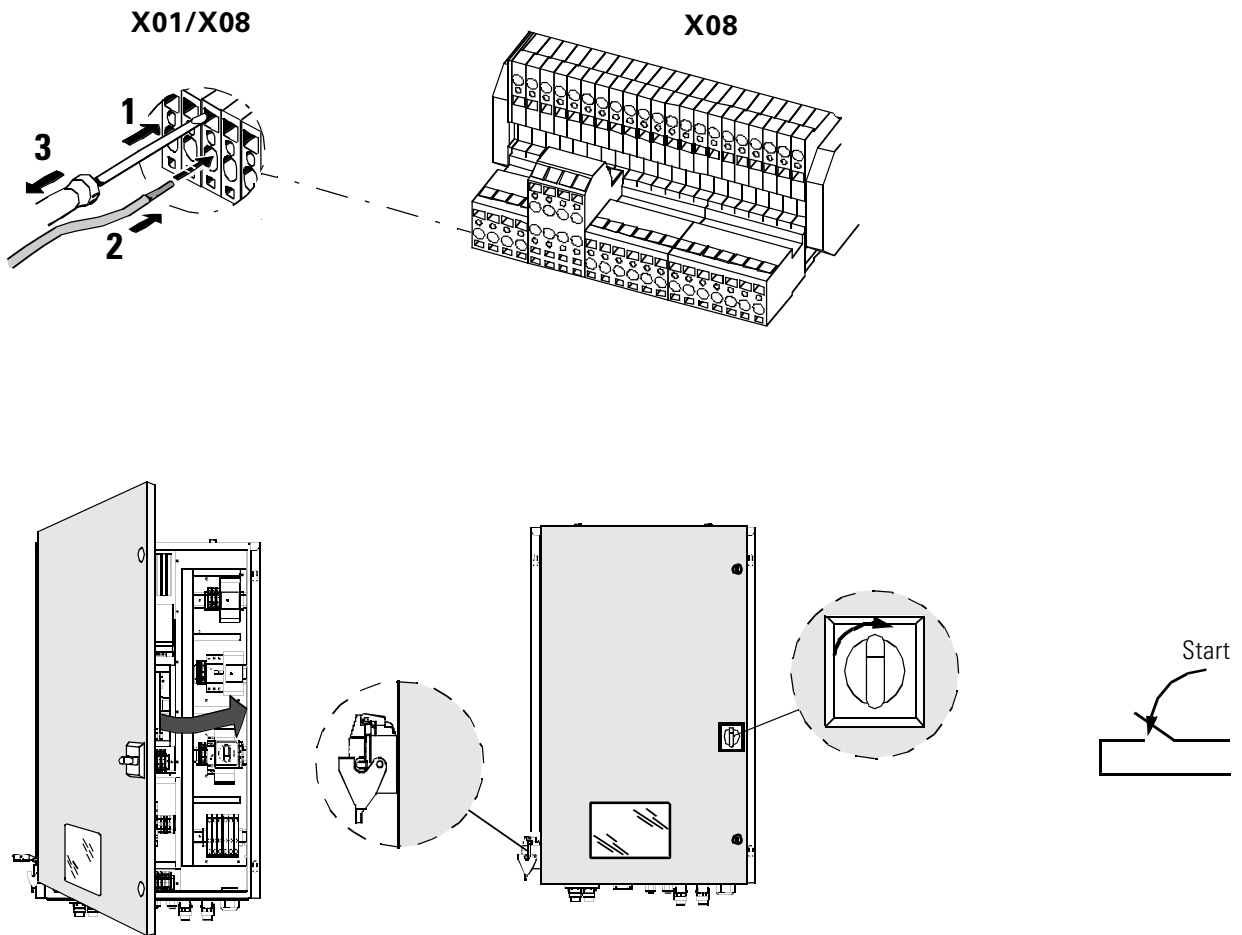


77 kg
max.

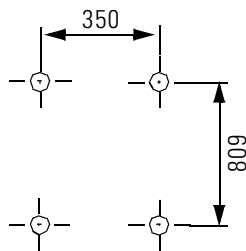
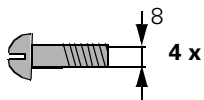
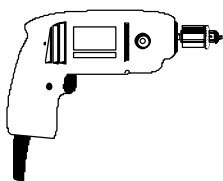
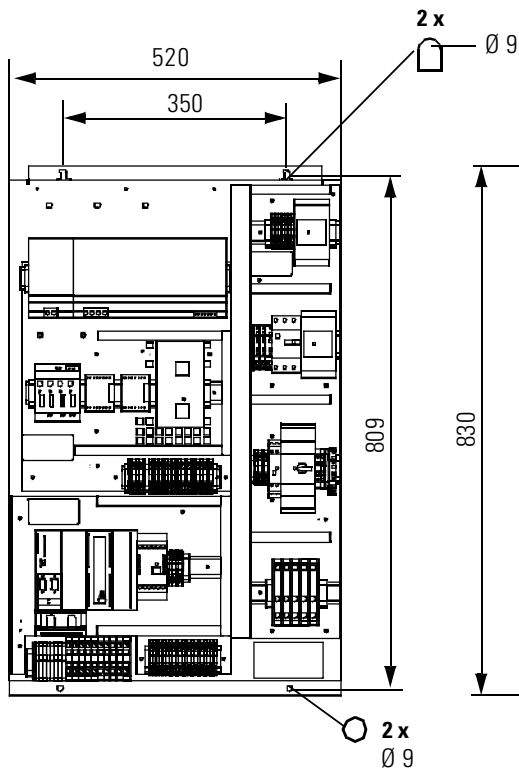
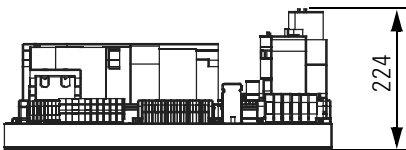
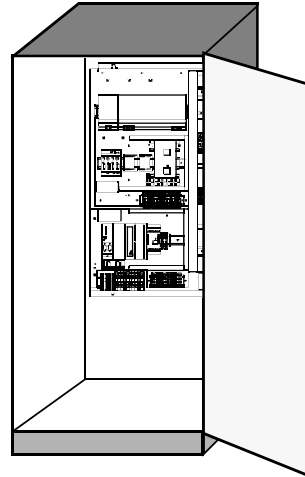
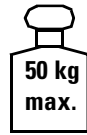
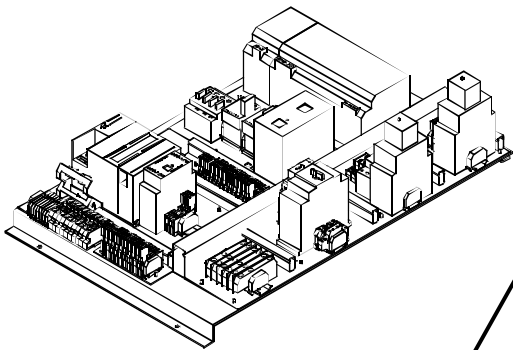


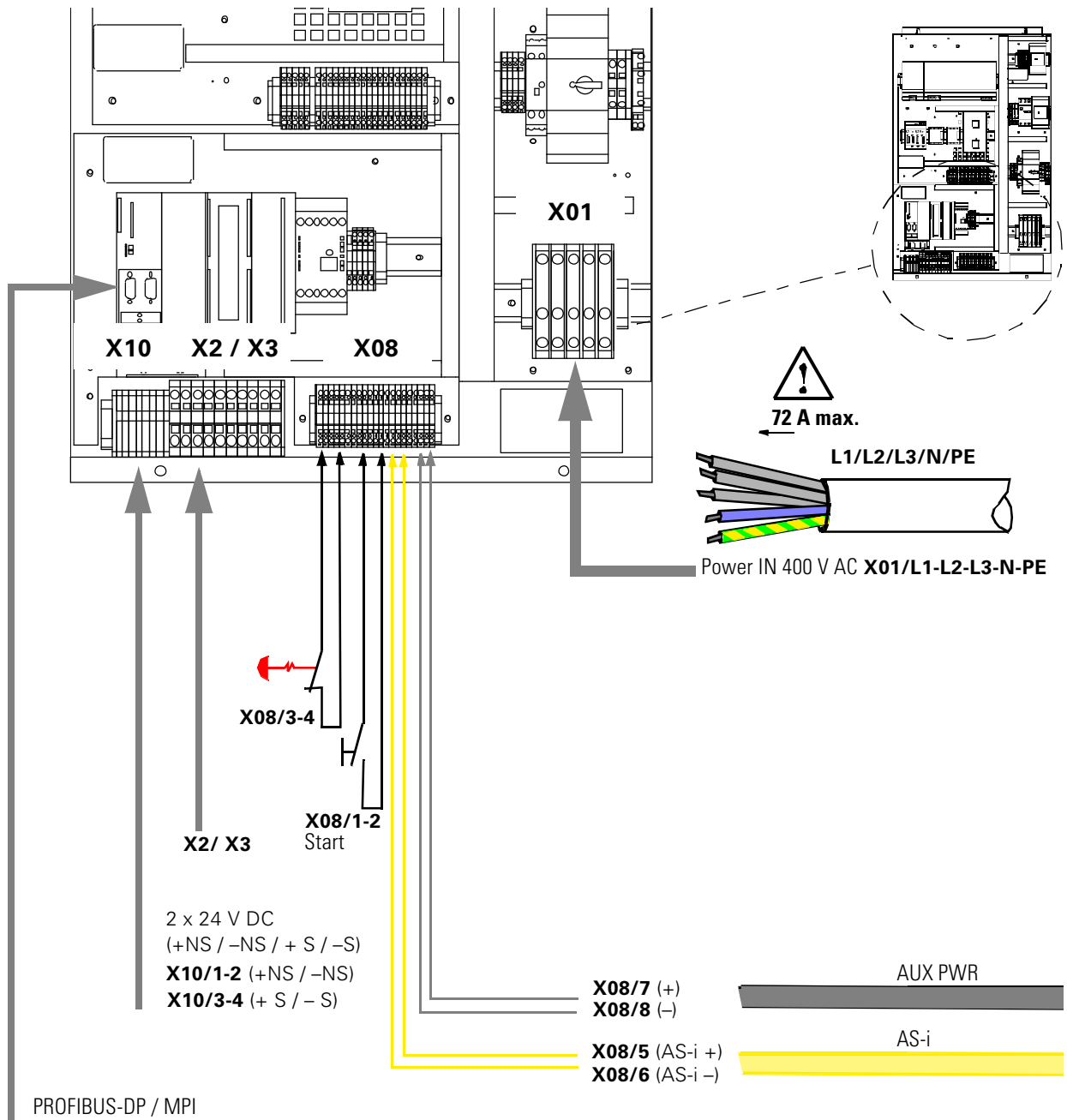


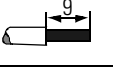
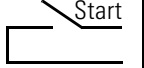

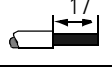
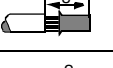


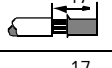
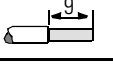
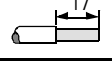
IP65	X08 /	1-2	3-4	5 (+) 6 (-)	7 (+) 8 (-)	X01 /	L1 L2 L3 N PE
				AS-i	AUX PWR		0,2 ... 16 mm ² AWG 24...6
		0,08 ... 4 mm ²	0,08 ... 4 mm ²				
		AWG 28...12	AWG 28...12				
4FB2 111-2A...-0AA0		x	x	—	—		x
4FB2 121-2A...-0AA0		x	x	x	x		x
4FB2 111-2A...-0AA1		x	x	—	—		x
4FB2 112-2A...-0AA0		x	—	x	x		x

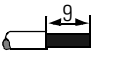
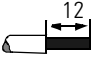
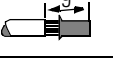
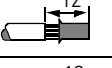
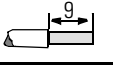
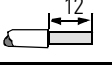


IP00



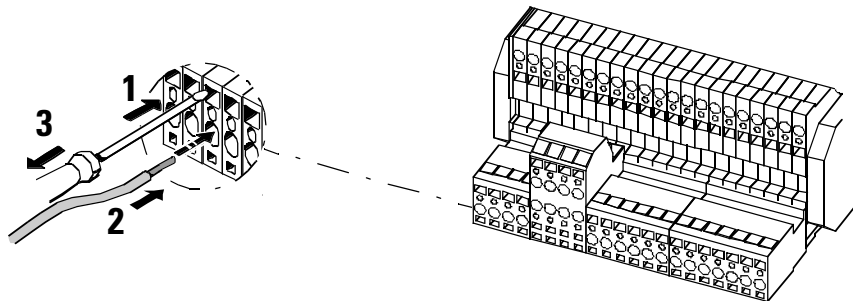


IP00	X08 /	1-2	3-4	5 (+) 6 (-)	7 (+) 8 (-)	X01 /	L1 L2 L3 N PE
				AS-i	AUX PWR		0,2 ... 16 mm ² AWG 24...6
		0,08 ... 4 mm ²	0,08 ... 4 mm ²				
		AWG 28...12	AWG 28...12				
4FB2 111-2A...-0AA2		x	x	—	—		x
4FB2 121-2A...-0AA1		x	x	x	x		x
4FB2 111-2A...-0AA3		x	x	—	—		x
4FB2 112-2A...-0AA1		x	—	x	x		x

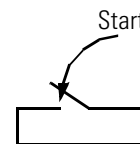
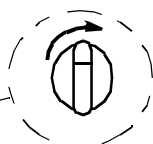
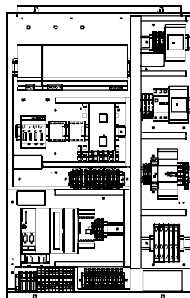
	X10 /	1-2	3-4	X2 / X3	L1 L2 L3 N PE
		24 V DC +NS / -NS	24 V DC +NS / -NS		0,2 ... 10mm ² AWG 24...8
		0,08 ... 4 mm ²	0,08 ... 4 mm ²		
		AWG 28...12	AWG 28...12		

X01/X2/X3/X08/X10

X08



Q1



Technical Assistance: Telephone: +49 (0) 9131-7-43833 (8⁰⁰ - 17⁰⁰ CET) Fax: +49 (0) 9131-7-42899
E-mail: technical-assistance@siemens.com
Internet: www.siemens.de/lowvoltage/technical-assistance

Technical Support: Telephone: +49 (0) 180 50 50 222

Technische Änderungen vorbehalten. Zum späteren Gebrauch aufbewahren!
Subject to change without prior notice. Store for use at a later date!

Bestell-Nr./Order No.: MD BAS0025-4V
Printed in the Federal Republic of Germany