

DATA SHEET

System 800xA Networks

Wired network switches

System 800xA Networks consist of equipment enabling both a wired and wireless network infrastructure. The following is the wired network switches portfolio.

The network equipment has the following general features:

- Pre-configured for use with System 800xA
- Enhanced monitoring using PNSM
- Long life duration
- Fully supported by ABB

For updated information regarding System 800xA Networks hardware, please visit our 800xA Hardware Selector.

www.800xahardwareselector.com



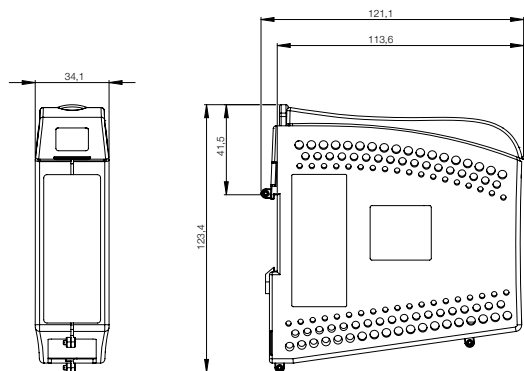
Specific feature ⁽¹⁾	NE801	NE802	NE810	NE820	NE840
Article number	3BSE080209R1	3BSE080237R1	3BSE080207R1	3BSE080208R1	3BSE080211R1
Managed	Lightly managed (configurable using physical dip-switches)	Lightly managed (configurable using physical dip-switches)	Managed	Managed	Managed
Dimension (W x H x D)	34 x 123 x 121 mm	34 x 123 x 121 mm	52 x 100 x 101 mm	175 x 105 x 122 mm	466 x 258 x 43 mm
Weight	0.2 kg	0.2 kg	0.7 kg	2.2 kg	3.8 kg
Degree of protection	IP21	IP21	IP40	IP40	IP40
Operating voltage	9.6 to 57.6 VDC redundant power input	9.6 to 57.6 VDC redundant power input	19 to 60 VDC redundant power input	16 to 60 VDC redundant power input	90 to 264VAC, 47 to 63 Hz
Rated current	350 mA @ 12 VDC	100 mA @ 12 VDC	240 mA @ 24 VDC 120 mA @ 48 VDC	930 (1120 ⁽²⁾) mA @ 20 VDC 380 (450 ⁽²⁾) mA @ 48 VDC	350 mA @ 120 VAC 60 Hz 220 mA @ 240 VAC 50 Hz
Ethernet TX	4 x 10/100 Mbit/s	4 x 10/100/1000 Mbit/s	8 x 10/100 Mbit/s	7 x 10/100/1000 Mbit/s, 8 x 10/100 Mbit/s	7 x 10/100/1000 Mbit/s, 8 x 10/100 Mbit/s
Ethernet SFP pluggable connections (FX or TX)	1 x LC-connection, 100 Mbit/s	1 x 10/100/1000 Mbit/s	2 x 10/100/1000 Mbit/s	4 x 10/100/1000 Mbit/s	4 x 10/100/1000 Mbit/s
Digital I/O	-	-	1 x 4-ports detachable screw terminal	1 x 4-ports detachable screw terminal	1 x 4-ports detachable screw terminal
Console	-	-	1 x 1 x 2.5 mm jack	1 x USB Micro-B connector	1 x USB Micro-B connector
Operating Temperature	-25 to +70 °C	-40 to +74 °C	-40 to +70 °C	-40 to +70 °C	-40 to +55 °C
Temperature Storage & Transport	-25 to +70 °C	-40 to +85 °C	-50 to +85 °C	-50 to +85 °C	-40 to +85 °C
Mounting	DIN-mounted	DIN-mounted	DIN-mounted	DIN-mounted	Rack-mounted
G3 compliant	Compliant	Compliant	Compliant	Compliant	Compliant
MTBF ⁽³⁾	500,000 hours	1,182,374 hours	630,000 hours	303,000 hours	123,000 hours

(1) For detailed information on each module, please visit: www.800xahardwareselector.com

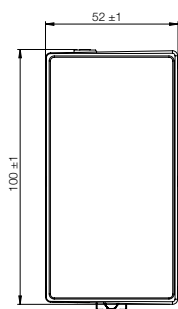
(2) With 500 mA USB load

(3) According to MIL-HDBK-217K

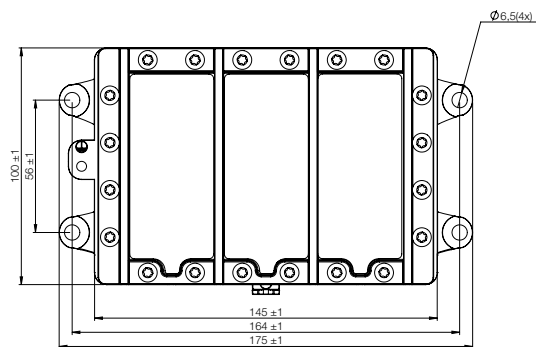
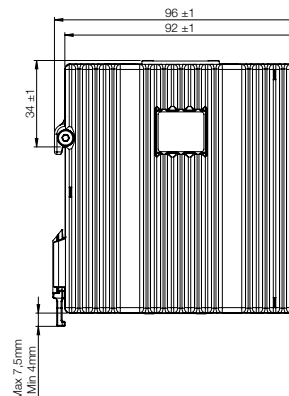
Wired network switches – measurements



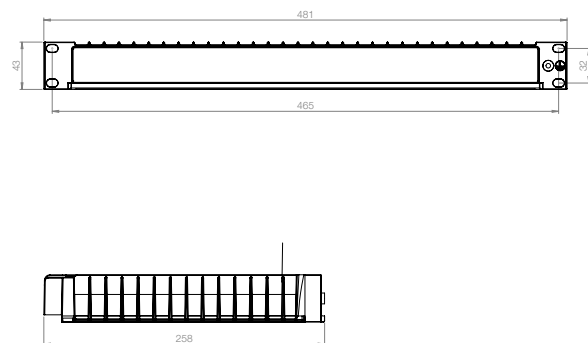
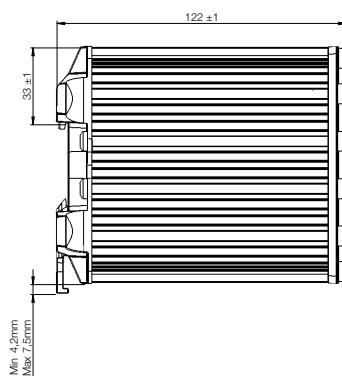
NE801/802




NE810



NE820



NE840

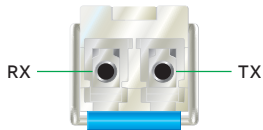



Agency approvals and standards compliance ⁽¹⁾

EMC	EN 50121-4	Railway applications – Electromagnetic compatibility – Emission and immunity of the signalling and telecommunications apparatus
	EN 55022	Information technology equipment – Radio disturbance characteristics – Limits and methods of measurement
	EN 55024	Information technology equipment – Immunity characteristics Limits and methods of measurement
	EN 61000-6-1	Electromagnetic compatibility – Immunity for residential, commercial and light-industrial environments
	EN 61000-6-2	Electromagnetic compatibility – Immunity for industrial environments
	EN 61000-6-3	Electromagnetic compatibility – Emission standards for residential, commercial and light industrial environments
	EN 61000-6-4	Electromagnetic compatibility – Emission standard for industrial environments
	FCC part 15 Class A	
Safety	UL/IEC/EN 60950-1, IT equipment	
Marine	DNV Standard for Certification no. 2.4	
RoHS compliance	EN 50581:2012	
WEEE compliance	DIRECTIVE/2012/19/EU	

(1) For detailed information on each module, please visit: www.800xahardwareselector.com

Modular Transceivers



The ABB range of Small Form-factor Pluggable (SFP) transceivers covers versions suitable for 100 Mbit/s and Gigabit applications. LC connectors are used as standard due their small size. These transceivers have been verified to meet the ABB environmental specification and can operate in a range of different ABB products in harsh industrial applications.

The transceivers are coded to allow confirmation that certified versions have been installed. Versions are available with different wave length including 1550 nm for extreme distances up to 120 km (74.5 mi) and 1310 nm version for both single (9/125) and multimode cables (50/125 and 62.5/125). In applications where only a single fiber core is available a Bi-Directional (BiDi) transceiver can be used.

Specifications Optical Transceivers

Temperature

Operating temperature specification

-40 to +85°C (-40 to +185°F)

Product title	Article number	Type	Link speed (Mbit/s)	Indicative range (km)	Power budget (dB)	TX/RX wavelength (nm)
PT801	3BSE080214R1	Multi mode	100	2	20	1310/1310
PT802	3BSE080215R1	Single mode	100	20	17	1310/1310
PT803	3BSE080223R1	Single mode, BiDi	100	20	18	1310/1550
PT804	3BSE080224R1	Single mode, BiDi	100	20	18	1550/1310
PT805	3BSE080216R1	Single mode	100	40	30	1310/1310
PT806	3BSE080227R1	Single mode, BiDi	100	40	26	1310/1550
PT807	3BSE080228R1	Single mode, BiDi	100	40	26	1550/1310
PT808	3BSE080217R1	Single mode	100	80	30	1550/1550
PT809	3BSE080235R1	Single mode, BiDi	100	80	29	1310/1550
PT810	3BSE080236R1	Single mode, BiDi	100	80	35	1550/1310
PT811	3BSE080218R1	Single mode	100	120	35	1550/1550
PT812	3BSE080233R1	Single mode, BiDi	100	120	32	1550/1490
PT813	3BSE080234R1	Single mode, BiDi	100	120	32	1490/1550
PT814	3BSE080232R1	RJ45	10/100	0.1	-	-
PT831	3BSE080222R1	Multi mode	1000	0.3-0.55	9	850/850
PT832	3BSE080225R1	Multi mode	1000	1-2	1	1310/1310
PT833	3BSE080219R1	Single mode	1000	10	11	1310/1310
PT834	3BSE080229R1	Single mode, BiDi	1000	20	15	1310/1490
PT835	3BSE080230R1	Single mode, BiDi	1000	20	15	1490/1310
PT836	3BSE080220R1	Single mode	1000	50	20	1550/1550
PT837	3BSE080221R1	Single mode	1000	80	24	1550/1550
PT838	3BSE080231R1	Single mode	1000	110	30	1550/1550
PT839	3BSE080226R1	RJ45	1000	0.1	-	-

abb.com/800xA
abb.com/controlsystems

800xA is a registered or pending trademark of ABB. All rights to other trademarks reside with their respective owners.

We reserve the right to make technical changes to the products or modify the contents of this document without prior notice. With regard to purchase orders, the agreed particulars shall prevail. ABB does not assume any responsibility for any errors or incomplete information in this document.

We reserve all rights to this document and the items and images it contains. The reproduction, disclosure to third parties or the use of the content of this document – including parts thereof – are prohibited without ABB's prior written permission.

Copyright© 2020 ABB
All rights reserved