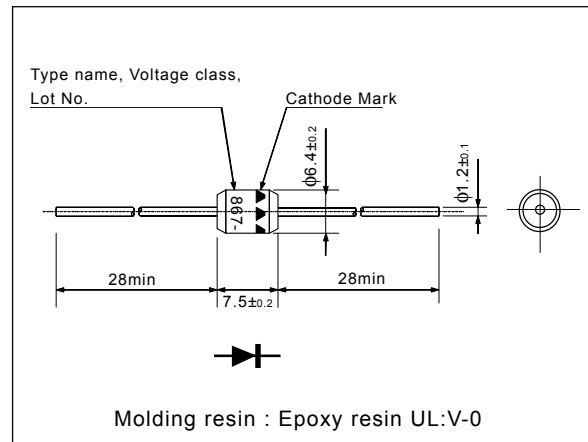


FD867-15 (150V / 3.0A)



HIGH VOLTAGE SCHOTTKY BARRIER DIODE

Outline drawings, mm



Features

- High voltage
- Low VF
- Super high speed switching
- High reliability by planer design

Applications

- High speed switching

Maximum ratings and characteristics

- Absolute maximum ratings (Tc=25°C Unless otherwise specified)

Item	Symbol	Conditions	Rating	Unit
Repetitive peak reverse voltage	V _{RRM}		150	V
Average forward current	I _{FAV}	Square wave duty=1/2 Tl=113°C	3.0	A
Non-repetitive forward surge current	I _{FSM}	Sine wave 10ms, 1shot	90	A
Operating junction temperature	T _j		150	°C
Storage temperature	T _{stg}		-40 to +150	°C

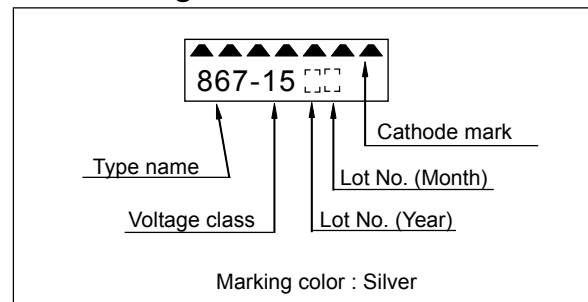
- Electrical characteristics (Tc=25°C Unless otherwise specified)

Item	Symbol	Conditions	Max.	Unit
Forward voltage	V _F	I _{FM} =3.0A	0.9	V
Reverse current	I _R	V _R =V _{RRM}	120	μA

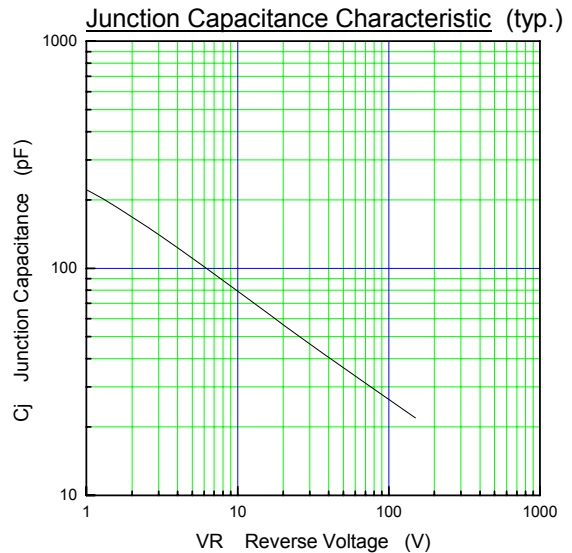
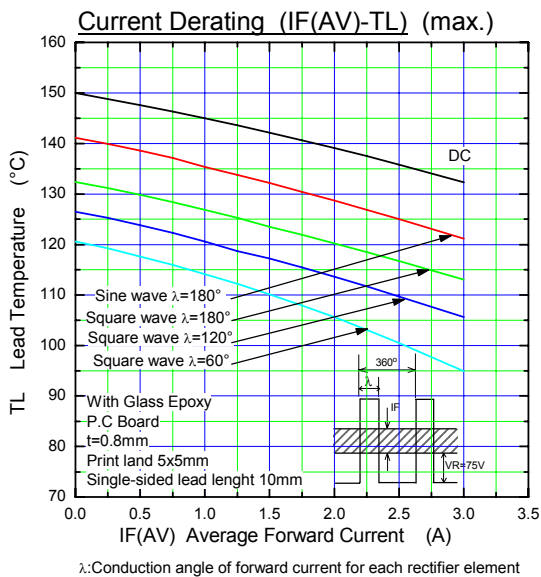
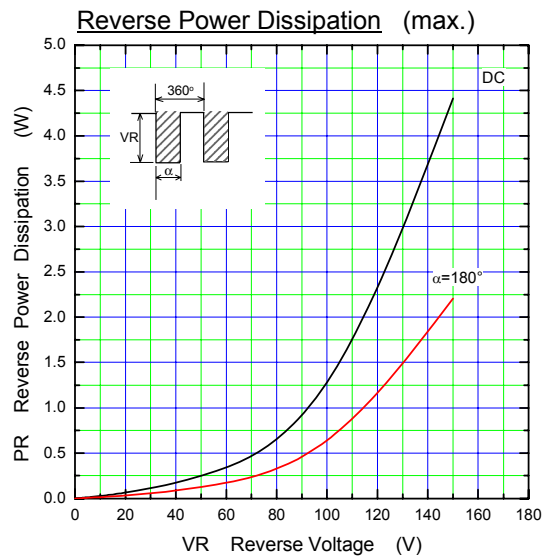
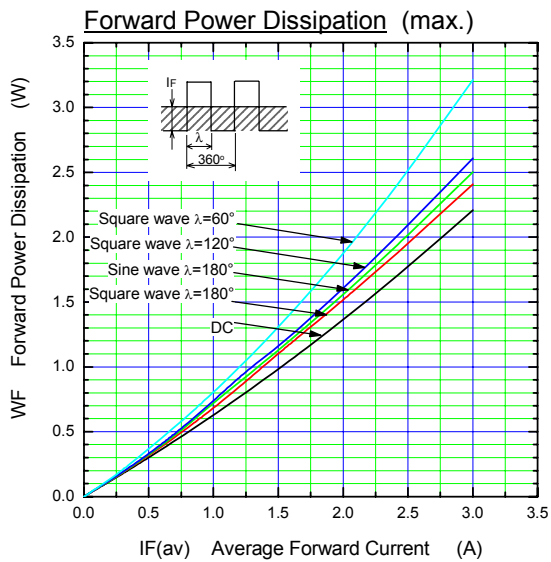
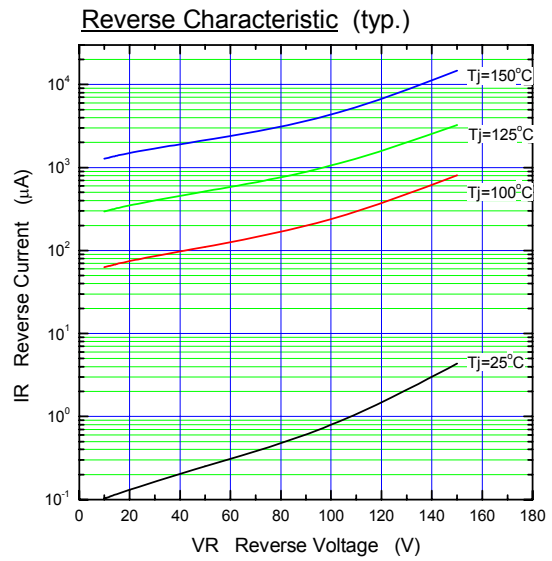
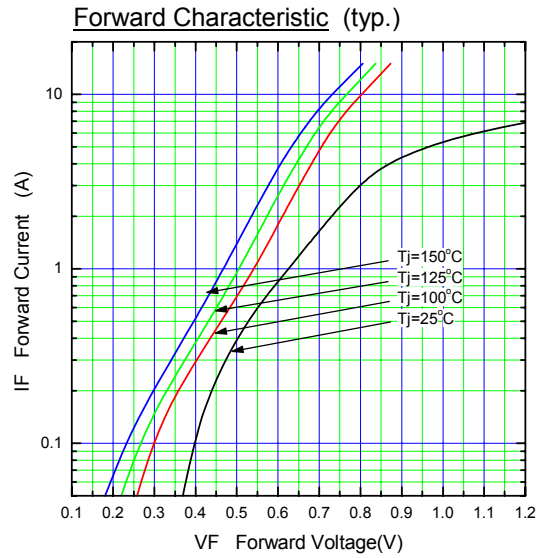
- Mechanical characteristics

Approximate mass	1.2	g
------------------	-----	---

Marking

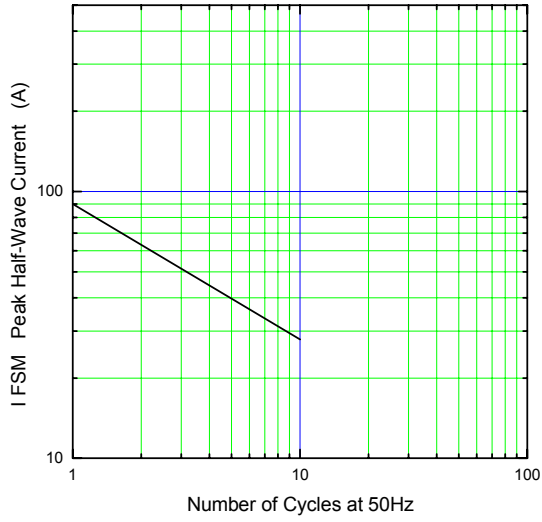


■ Characteristics



λ: Conduction angle of forward current for each rectifier element

Surge Capability (max.)



Transient Thermal Impedance

