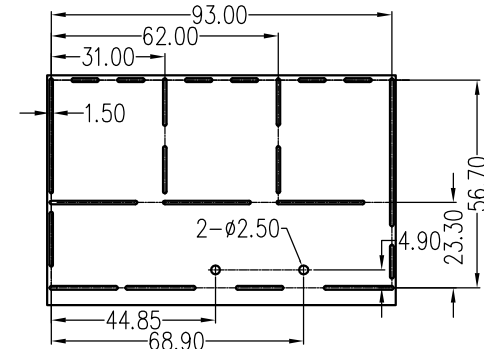
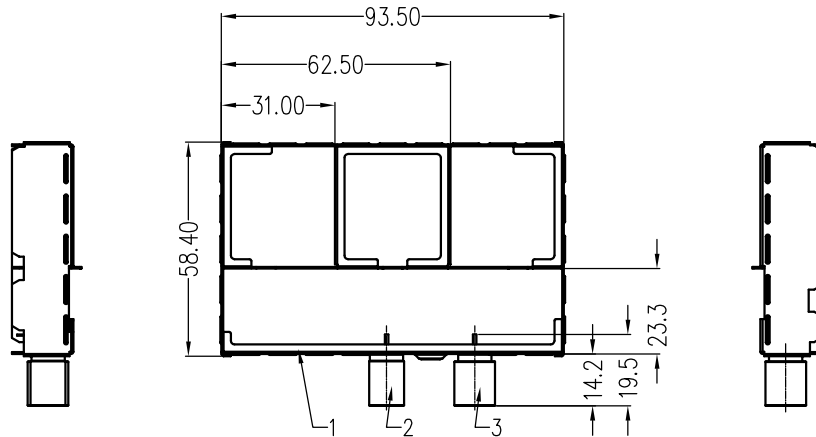
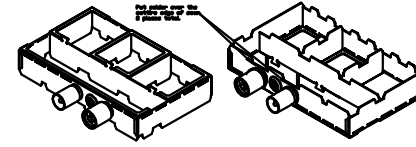
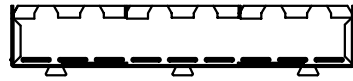


AUTOCAD GENERATED DRAWING. DON'T CHANGE BY HAND.

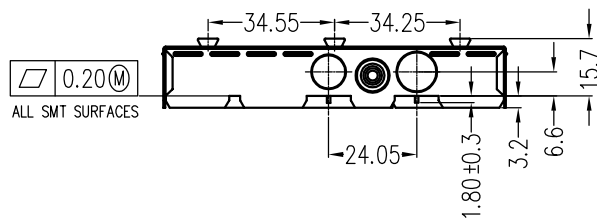
REV.	ECN. NO.	APPD.
A	BC-11-0000316	L.C. Wu



RECOMMENDED PCB LAYOUT  
MOUNTING HOLE DIM.

NOTES:

- 1.MATERIAL : SPTe 50/25 T=0.5 MM AND IEC MALE JACK AND IEC FEMALE JACK
- 2.FINISH : NONE.
- 3.FOR USER SAFETY, REMOVE OR SMOOTH,ALL SHARP, CORNERS, AND BURRS.
- 4.TUNER INPUT CONNECTORS AND SHIELDING CASE NEED TO BE SOLDERED.
- 5.HARMFUL MATERIAL CONTROL FOLLOW DOC. NO."EPI12";
6. MECHANICAL & ENVIRONMENTAL:
- 6.1 RETENTION FORCE 150 GARM MIN. WHEN MEASURED WITH A ROUND 2.44 MM DIAMETER PIN AFTER 3 INSERTIONS/DE-INSERTIONS OF A ROUND 2.28 MM DIAMETER PIN;
- 6.2 RETENTION FORCE 200 GARM MIN. WHEN MEASURED WITH A ROUND 9.57 MM DIAMETER JIG AFTER 3 INSERTIONS/DE-INSERTIONS OF A ROUND 9.47 MM DIAMETER JIG;
- 6.3 FXL>1.5N-M WITHOUT ANY BROKEN BETWEEN CONNECTOR AND BRACKET IN ANY DIRECTION



0~30	±0.15	UNITS	MM	NAME(INTENDED USE)	<b>FOXCONN</b> HON HAI PRECISION IND. CO.,LTD. TAIPEI, TAIWAN, R.O.C.
30~100	±0.2	MAT'L		CUSTOMER DRAWING	
100~300	±0.3	SEE NOTES		PART NO.(INTENDED USE)	TITLE:
DIM.	TOL.	FINISH		KFT4P10-0001-4F	PAL WITH SHIELDING
		SEE NOTES		APPD: L.C. Wu 12/26'10	DWG NO.:
		Q'TY		CHKD: Z.H Xu 12/26'10	389-0000-319
				DR: B.R Dai 12/26'10	
					SCALE SHEET REV.
					1:1 1/1 A

THESE DRAWINGS AND SPECIFICATIONS ARE THE PROPERTY OF HON HAI PRECISION IND. CO., LTD. AND SHALL NOT BE REPRODUCED, COPIED OR USED IN ANY MANNER WITHOUT THE PRIOR WRITTEN CONSENT OF HON HAI PRECISION IND. CO., LTD.