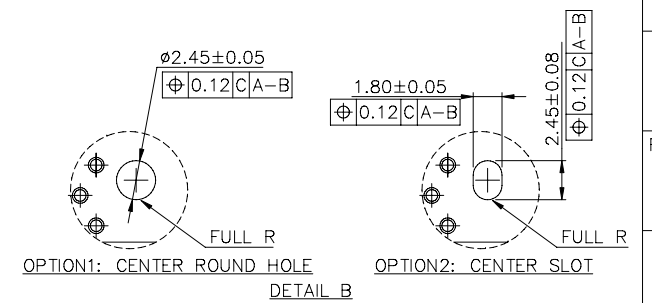
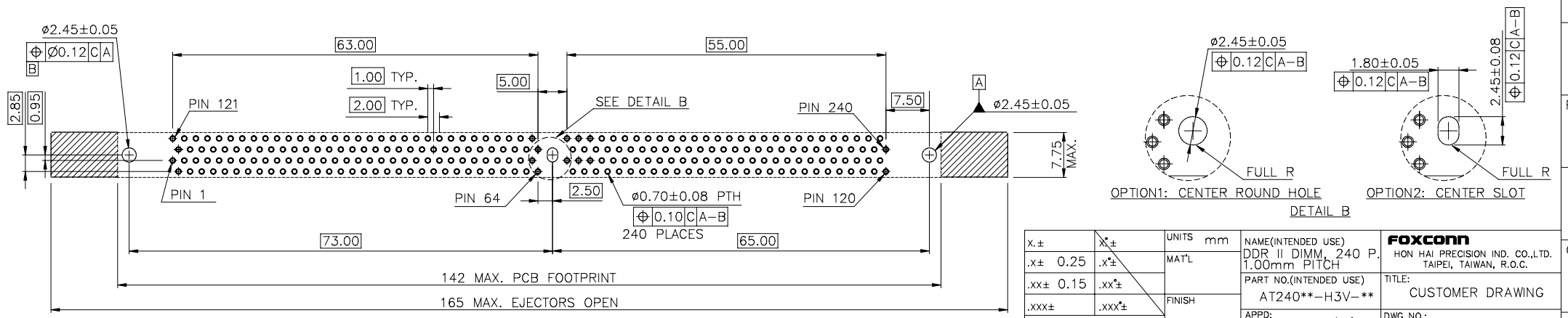
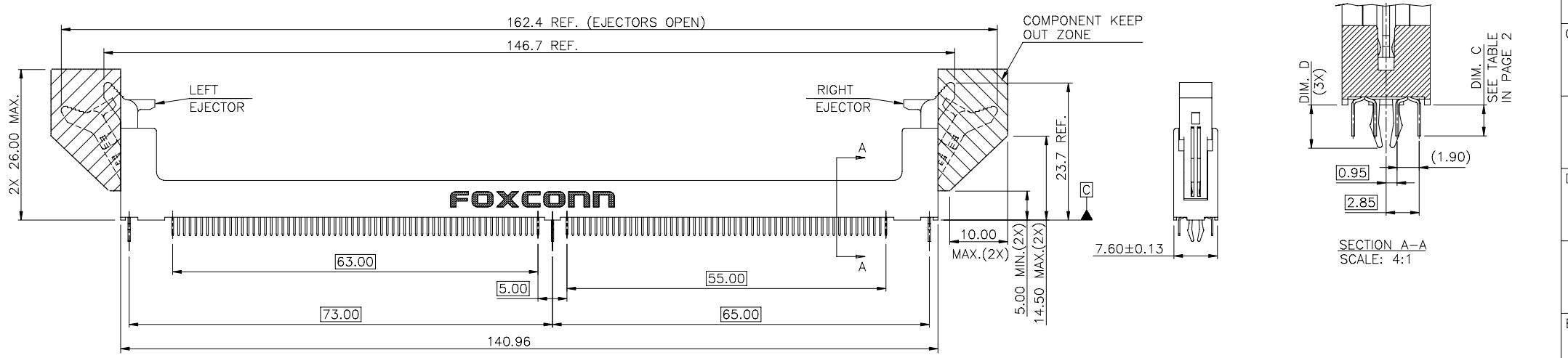
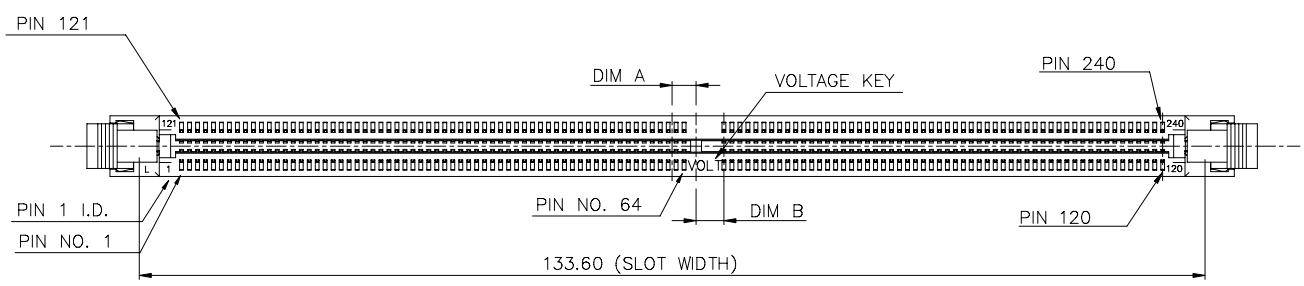


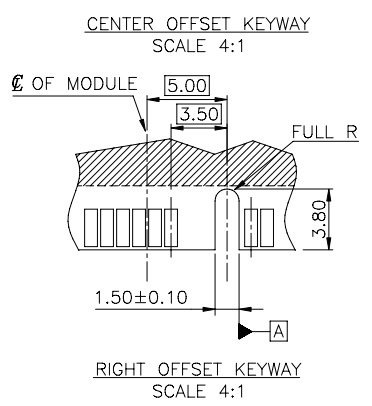
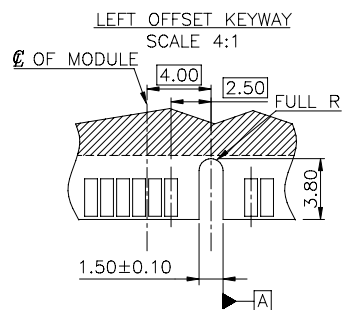
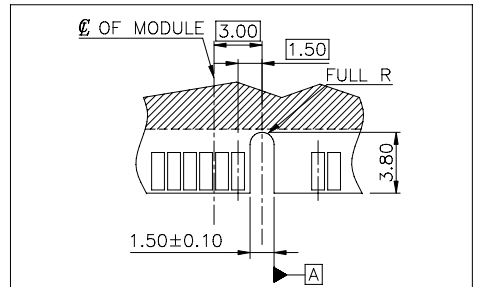
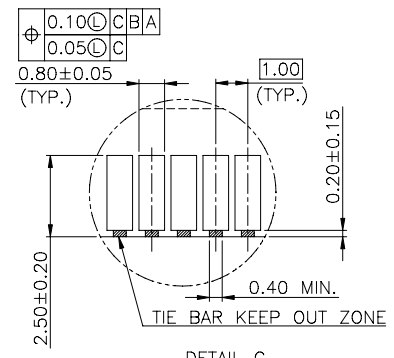
NOTES: UNLESS OTHERWISE SPECIFIED:
 1. ALL DIMENSIONS ARE IN MILLIMETER.
 2. INTERPRET DRAWINGS PER ANSI Y14.5M-1994.



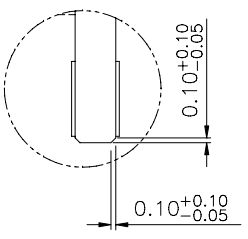
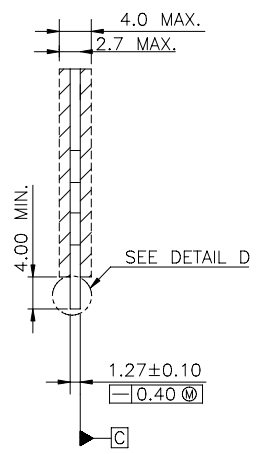
X.±	X.±	UNITS	mm	NAME(INTENDED USE)	FOXCONN HON HAI PRECISION IND. CO.,LTD. TAIPEI, TAIWAN, R.O.C.
.x± 0.25	.x±	MAT'L		DDR II DIMM 240 P. 1.00mm PITCH	
.xx± 0.15	.xx±	FINISH		PART NO.(INTENDED USE)	TITLE: CUSTOMER DRAWING
.xxx±	.xxx±	Q'TY		APPD: W.G.Li 6/15/05	DWG NO.: 317-0000-1213
THESE DRAWINGS AND SPECIFICATIONS ARE THE PROPERTY OF HON HAI PRECISION IND. CO., LTD. AND SHALL NOT BE REPRODUCED, COPIED OR USED IN ANY MANNER WITHOUT THE PRIOR WRITTEN CONSENT OF HON HAI PRECISION IND. CO., LTD.				CHKD: T.S.Liu 6/15/05	SCALE SHEET REV. N/A 1/3 A
				DR: Decy Chen 5/5/05	

PART NUMBER	NO. OF POSITION	VOLTAGE MARKING	KEY POSITION	DIM. A	DIM. B	DIM. C CONTACT TAIL	DIM. D METAL BOARD LOCK
AT2401*-H3V-**	240	1.8V	CENTER OFFSET	4.00	2.50	2.67±0.25 FOR 1.57 (.062") PCB THICKNESS	3.78±0.25 FOR 1.57 (.062") PCB THICKNESS
AT2400*-H3V-**	240	1.8V	CENTER OFFSET	4.00	2.50	3.18±0.25 FOR 2.36 (.093") PCB THICKNESS	4.57±0.25 FOR 2.36 (.093") PCB THICKNESS

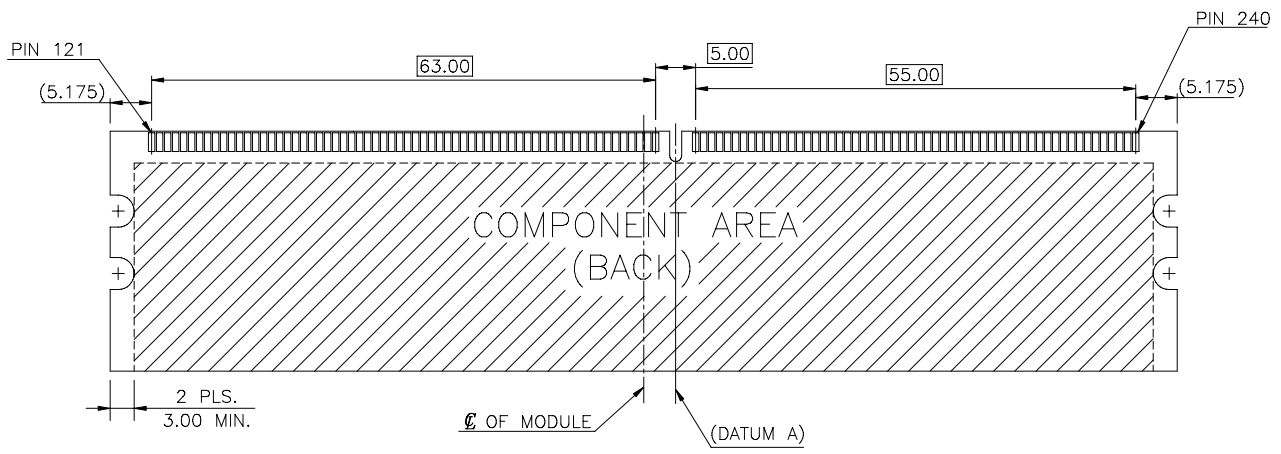
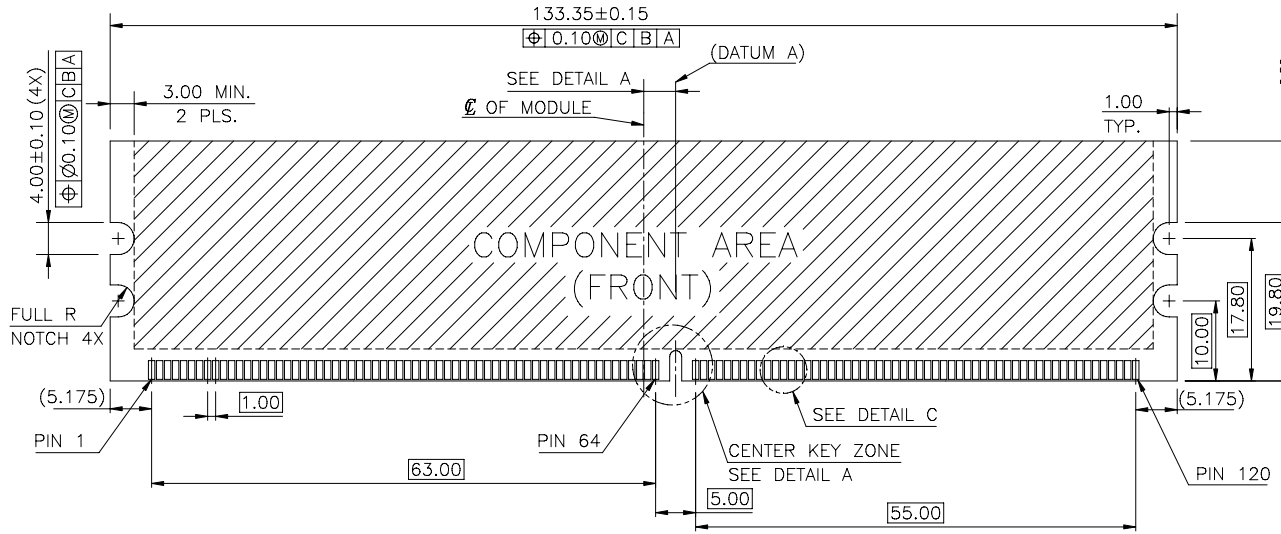
REV. ECN. NO. APPD.
SEE SHEET 1/3



DETAIL A - CENTER KEY ZONE



DETAIL D SCALE 4:1



RECOMMENDED MEMORY MODULE LAYOUT

X±	X±	UNITS	mm	NAME (INTENDED USE)	FOXCONN
.x±	.x±	MAT'L		DDR II DIMM, 240 P.	HON HAI PRECISION IND. CO., LTD.
.xx±	.xx±	FINISH		1.00mm PITCH	TAIPEI, TAIWAN, R.O.C.
.xxx±	.xxx±	Q'TY		PART NO. (INTENDED USE)	TITLE:
				AT240**-H3V-**	CUSTOMER DRAWING
				APPD: W.G.Liu 6/15/05	DWG NO.:
				CHKD: T.S.Liu 6/15/05	317-0000-1213
				DR: Decy Chen 5/5/05	SCALE SHEET REV.
					N/A 2/3 A

THESE DRAWINGS AND SPECIFICATIONS ARE THE PROPERTY OF HON HAI PRECISION IND. CO., LTD. AND SHALL NOT BE REPRODUCED, COPIED OR USED IN ANY MANNER WITHOUT THE PRIOR WRITTEN CONSENT OF HON HAI PRECISION IND. CO., LTD.

SPECIFICATION:

1. PHYSICAL:

- 1-1. HOUSING:
HIGH TEMPERATURE THERMOPLASTIC, NYLON, UL 94V-0, COLOR: WHITE.
- 1-2. CONTACT:
COPPER ALLOY, NICKEL PLATING OVERALL, THICKNESS 50 μ" MIN., TIN/LEAD OR LEAD FREE PLATING, THICKNESS 100 μ" MIN. AT TAILS, GOLD PLATING AT CONTACT AREA. THICKNESS REFER TO PRODUCT NOMENCLATURE.
- 1-3. EJECTOR:
THERMOPLASTIC, UL 94V-0, COLOR: IVORY OR NATURAL.
- 1-4. METAL BOARD LOCK: COPPER ALLOY.

2. ELECTRICAL CHARACTERISTICS:

- 2-1. CONTACT CURRENT RATING: 0.5 AMPS MAX.
- 2-2. INSULATION RESISTANCE: 1 MEGOHMS MIN. AT 500 VDC.
- 2-3. DIELECTRIC WITHSTANDING VOLTAGE: 500 VDC AT SEA LEVEL.
- 2-4. LOW LEVEL CONTACT RESISTANCE (DRY CIRCUIT):
INITIAL: 30 MILLIOHMS MAX.
FINAL: NO CHANGE GREATER THAN 20 MILLIOHMS MAX. AFTER FULL ENVIRONMENTAL TESTING.

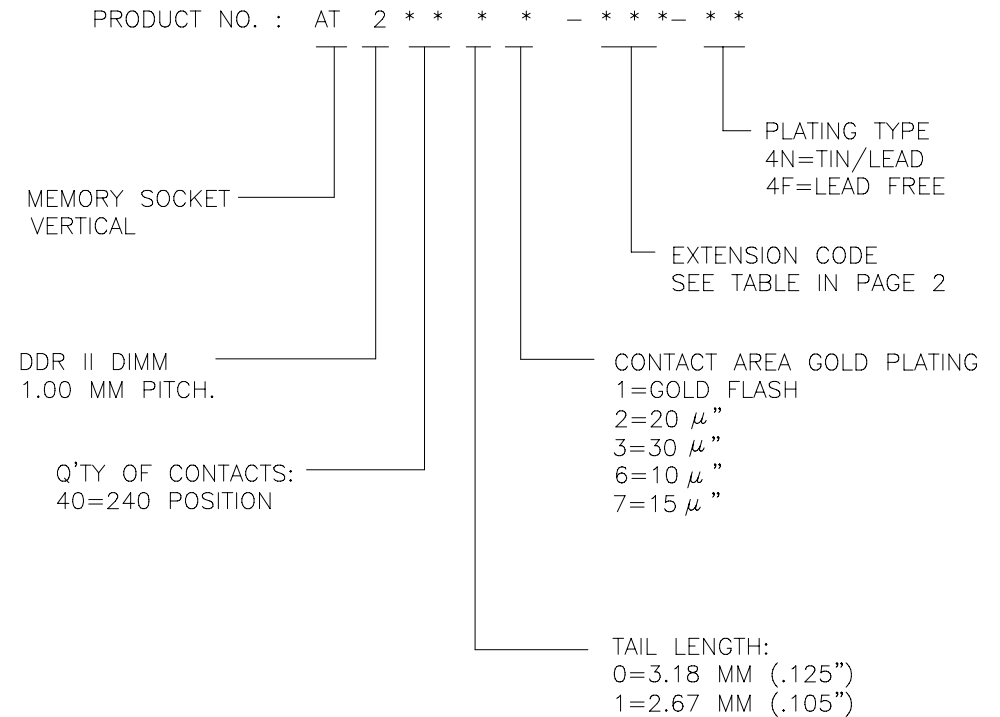
3. MECHANICAL CHARACTERISTICS:

- 3-1. CONTACT RETENTION FORCE: 0.30 KG. (0.66 LBS) MIN. PER PIN.
- 3-2. DURABILITY: 25 CYCLES.
- 3-3. INSERTION FORCE OF CONNECTOR INTO PCB (WITH THREE BOARD LOCKS): 6.8 KG (15 LBS) MAX.
- 3-4. UNMATING FORCE (PER CONTACT PAIR): 14 g MIN.

4. ENVIRONMENTAL CHARACTERISTICS:

- 4-1. SOLDERABILITY: PASSED PER EIA-364-52, CLASS 2, CATEGORY 3.
- 4-2. VIBRATION: PASSED PER EIA-364-28.
- 4-3. HUMIDITY: PASSED PER EIA-364-31.
- 4-4. THERMAL SHOCK: PASSED PER EIA-364-32.
- 4-5. OPERATING TEMPERATURE: 0°C TO 85°C.
- 4-6. MECHANICAL SHOCK: PASSED PER EIA-364-27.

PRODUCT NOMENCLATURE:



x.±	x°.±	UNITS	mm	NAME(INTENDED USE)	FOXCONN HON HAI PRECISION IND. CO.,LTD. TAIPEI, TAIWAN, R.O.C.				
.x± 0.25	.x°±	MAT'L		DDR II DIMM, 240 P. 1.00mm PITCH					
.xx± 0.15	.xx°±	FINISH		PART NO.(INTENDED USE)	TITLE:				
.xxx±	.xxx°±	Q'TY		AT240**-H3V-**	CUSTOMER DRAWING				
THESE DRAWINGS AND SPECIFICATIONS ARE THE PROPERTY OF HON HAI PRECISION IND. CO., LTD. AND SHALL NOT BE REPRODUCED COPIED OR USED IN ANY MANNER WITHOUT THE PRIOR WRITTEN CONSENT OF HON HAI PRECISION IND. CO., LTD.				APPD:	W.G.Li 6/15'05	DWG NO.:	317-0000-1213		
				CHKD:	T.S.Liu 6/15'05	SCALE	N/A	SHEET	3/3
				DR:	Decy Chen 5/5/05	REV.	A		