

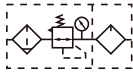
Preparation unit——A, B Series



AFC、BFC Series FR.L. Combination



Symbol



Product feature

1. The structure is delicate and compact, which is convenient for installation and application.
2. The pressed-in self-locking mechanism can prevent the abnormal movement of the set pressure caused by external interfere.
3. The pressure loss is low and the efficiency of water separating is high.
4. The quantity of oil dripping can be directly observed through transparent check dome.
5. In addition to standard type, lower pressure type is optional (The highest adjustable pressure is 0.4MPa).

Specification

Model		AFC1500C	AFC2000C	BFC2000C	BFC3000C
Fluid		Air			
Port size [Note1]		PT1/8	PT1/4	PT1/4	PT3/8
Filtering grade		40μm or 5μm			
Pressure range		Semi-auto and automatic drain:0.15~0.9MPa(20~130Psi)		Manual drain:0.05~0.9MPa(7~130Psi)	
Max. pressure		1.0MPa(145Psi)			
Proof pressure		1.5MPa(215Psi)			
Temperature range		-5~70°C(unfreeze)			
Capacity of drain bowl		15CC		40CC	
Capacity of oil bowl		25CC		60CC	
Recommended lubricant		ISO VG 32 or equivalent			
Constitute	Filter-Regulator	AFR1500C	AFR2000C	BFR2000C	BFR3000C
	Lubricator	AL1500C	AL2000C	BL2000C	BL3000C

[Note1] PT thread, G thread and NPT thread are available.

成品订购码

AFC 2000C <input type="checkbox"/> <input type="checkbox"/> <input type="checkbox"/> 1 W <input type="checkbox"/>							
① ② ③ ④ ⑤ ⑥ ⑦ ⑧							
① Model	② Port size	③ Drain type	④ Type code	⑤ Pressure gauge	⑥ Scale	⑦ Filtering grade	⑧ Thread type
AFC: A Series F.R.L unit	1500C:1/8" 2000C:1/4"	Blank: Semi-auto drain	Blank: Standard (0.9MPa)	Blank: Pressure gauge[Note1]	1: MPa 2: psi 3: bar 4: kgf/cm ² & psi	Blank: 40μm W: 5μm	Blank: PT (Scale: MPa or kgf/cm ² & psi) G: G(Scale:bar) T: NPT(Scale:psi)
BFC: B Series F.R.L unit	2000C:1/4" 3000C:3/8"	Blank: Semi-auto drain A: Automatic drain	L: Lower pressure (0.4MPa)	N: No pressure gauge			

[Note1] Gauge model GS40 used on AFC1500C/2000C and BFC2000C/3000C.

Inner structure

AFC Series	BFC Series	No.	Item
		1	AFR, BFR Series filter & regulator
		2	A, B Series bracket
		3	A, B Series gasket
		4	A, B Series fixed kit
		5	Screw
		6	AL, BL Series lubricator

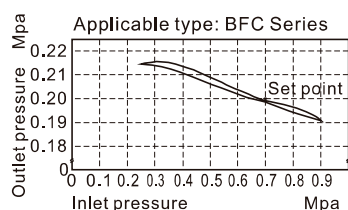
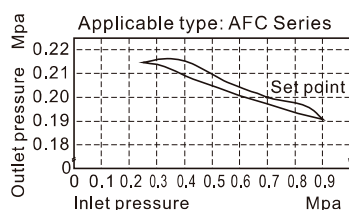
Preparation unit——A, B Series

AirTAC

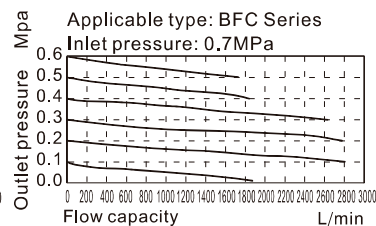
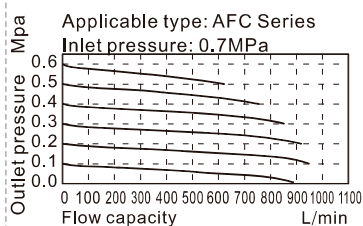
AFC、BFC Series FR.L. Combination

Pressure and feature of flow

Pressure chart



Flow chart

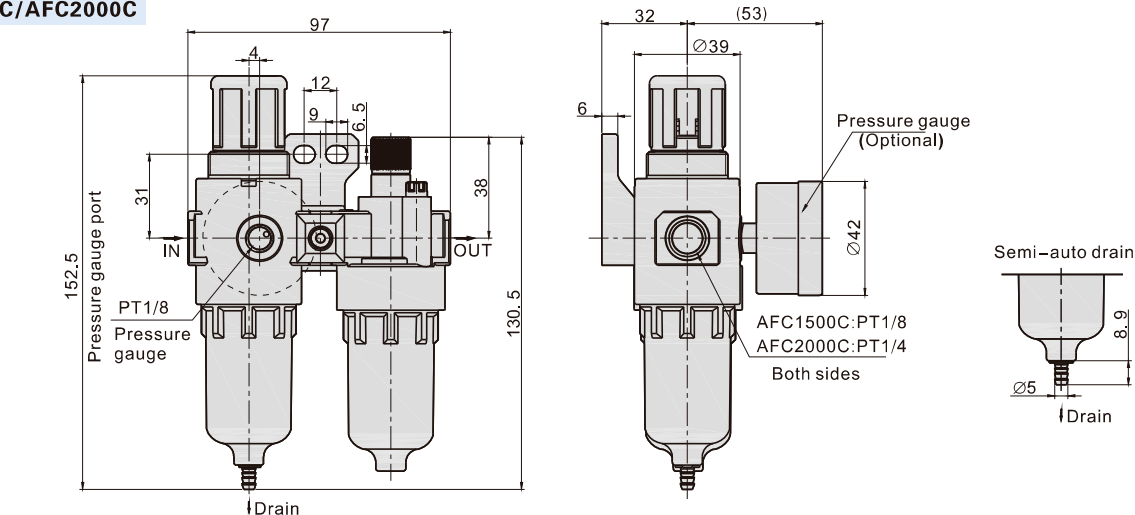


Selection of drain mode

The drain modes of different series are different. Please refer to P241 for details.

Dimensions

AFC1500C/AFC2000C



BFC2000C/BFC3000C

